QGL QGLS系列单向双向贯流泵
QGL/GQLS series single-/double-way crossflow pump

一、产品简介 Descriptions

QGL QGLS系列单向、双向潜水贯流泵是将潜水电机技术与贯流泵技术结合而产生的新型机电一体化产品，既保持了贯流泵本身的优点，又克服了传统贯流泵电机冷却、散热、密封、安装等难题，获得了多项国家专利。

The QGL/QGLS series of single-/double-way,submersible crossflow pump is a new type of electromechanic product,which has combined the submersible motor technology and radial-flow pump technology. It not only retains the advantages of a radial flow pump,but also utilizes tt~e submersible motor technology. It has overcome traditional challenges related to motor cooling,heat diffusion and seal. It is a patented technology.



二、主要用途及特点 Applications and features

贯流泵工况适用于大流量、低扬程场合，主要用于雨水排放、工农业送水、区域调水，尤其适用于排涝与灌溉综合考虑的水利、防洪工程。如采用双向贯流泵，仅需改变电机的转向，即可实现正向抽水、反向排水。

该产品具有以下特点:

1、进、出水扬程损失小，泵站装置效率高;
2、相同工况下，电机功率配置小，运行费用较低;
3、水泵基础下无需设吸水槽，开挖量小:
4、泵管平直，适宜取消上部高大厂房，也可以不建厂房，用汽车吊装来取代固定式行车;
5、节省开挖量、土木工程费、建筑工程费，减少安装面积，节约泵站工程总造价30~40%;
6、安装快捷、安装方便。

The working conditions is suitable to use at places with large flow rate and Iow head. It is mainly used for rainwater drainage,industrial&agricultural water supply, regional water diversion,and especially irrigations and the flood control efforts. If using a two-way crossflow pump,just reverse the direction of the motor in order to perform reversal operations.

This product has the following features:

1.The head loss is small and the working efficiency of the pump station is high.
2.Under the same conditions,the motor requires lower power and operation cost.
3.There is no need to install the suction basin under the pump station.Therefore,excavation works is reduced.
4.The pump pipe should be straight and flat. It is suitable to use without top building.To install,just use a truck to hoist instead of a fixed trailer.
5.Excavation,civil works cost and construction cost can be saved. It requires a reduced footprint. The total construction cost is 30~40% less than before.
6.The pump is hoisted as a whole and is easy to install.

三、型号说明 Model

900 QGL (S) —100

- 100：比转数的1/10 / 1/10 specific speed
- (S)：双向 / Double-way
- QGL：潜水贯流泵 / Submersible crossflow pump
- 900：名义排出口径(mm) / Nominal outlet diameter(mm)

四、结构说明 Structural description

潜水贯流泵为卧式结构，从泵进口看，叶轮逆时针方向旋转。

The submersible crossflow pump has a horizontal structure,view from the pumpinlet,the impeller rotates in counter clockwise.

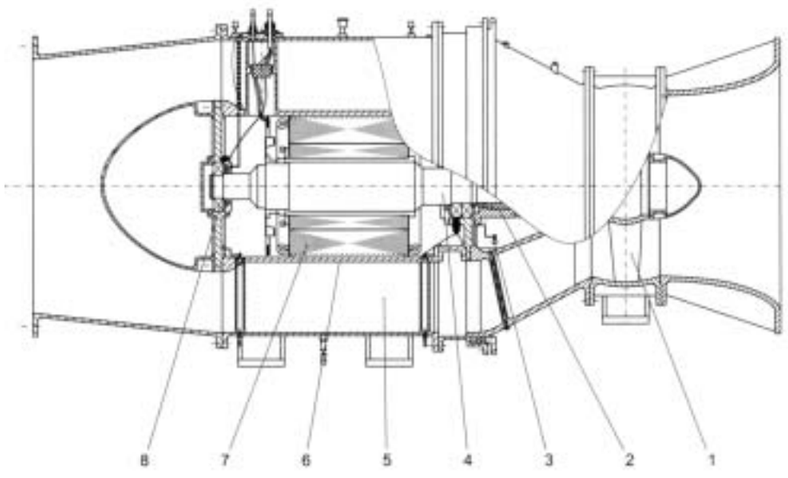

QGL系列潜水贯流泵结构图
Structural drawing for submersible crossflow pumps of QGL series

1、叶轮

叶轮采用先进的水力模型换算所得，性能优良、稳定、成熟。选择较小的nD值，抗汽蚀性能好，确保运行平稳。

2、轴密封

较小的产品采用两套独立的机械密封，较大的产品采用层状剪切填料密封或与机械密封以不同的密封组合形式适应不同的结构，确保密封可靠，并可实现在线修复。

3、监测装置

潜水贯流泵装有多道保护装置，可把引线引至电控箱。保护装置有：过载、缺相、泄漏、超温、湿度、浸水等(视泵的结构不同而有差别)。

4、泵／电机轴

小型泵与电机同轴，结构紧凑，轴伸尽量缩短，并提高刚度，从设计上将挠度控制在允许范围内，运行时振动小，密封和轴承寿命更长；大型泵采用齿轮变速结构。

5、过水流道

采用CFD与实验方法相结合，确定流道流线形状，保证运行高效。

6、冷却

电机外壳直接将热量传到周围介质中并被周围的水流带走。大功率高电压电机，采用内风道散热专利技术，使得三相绕组温升低、温度场分布均匀。

7、电机

高性能鼠笼式感应电机，特别为潜水泵设计制造，符合GB755标准。绝缘等级F级，最高工作温度可达135℃。视功率不同，可采用380V、660V、3kV、6kV、10kV等电压等级，对高电压电机采用两次VPI绝缘工艺，确保绝缘可靠。

8、轴承

轴承采用滚动轴承，能够承受所有的轴向和径向负荷，并完全与泵输送的介质分开。

1.Impeller

The impeller is using the state-of-art hydraulic model and has superior,stable and sophisticated performance. Choosing a low nD value can ensure a good cavitation counter capability and smooth operation.

2.Shaft seal

A small-sized product uses two separate mechanical seal while the large-sized one uses gland packing or mechanical seal,thus to adapt to different structure with different seal package and ensure sound seal.

3.Monitor

The submersible radial flow pump has multiple protective devices and can be led to the electric box via a control line.The protective devices include overload,phase failure,leakage,ultra temperature,humidity,and dampening protections.

4. Pump/motor shafts

The small pump and the motor share the same shaft,The structure is compact and axially short. When running,it produces little vibration.The seal and the shaft have a long operating life. The large pump uses a gear changing structure.

5.Overflow ramp

It combines CFD and lab method to determine the streamline and ensure high efficiency.

6.Cooling

The motor housing transfers its heat directly to the surrounding media and then taken away by the water. The large capacity,high voltage motor uses a patented ventilation technology to reduce the temperature rise of three-phase winding and evenly distribute the temperature field.

7.Motor

It is high-performance squirrel cage induction motor and is designed for use with a submersible water pump. It is up to GB755 standard.The insulation level is F class.The max. operating temperature can reach up to 135℃.Depending on the power,it can use various voltages such as380V, 660V, 3kV, 6kV and 10kV,The high voltage motor has gone through double VPI insulation process to achieve a reliable insulation.

8.Bearing

The bearing uses the rolling bearing and can endure all axial and radial load. It is fully separated form the pumped medium.

五、性能参数 Performance parameter and curve

1、QGL单向贯流泵性能参数 Performance parameter of QGL series one-way crossflow pump

700QGL-70

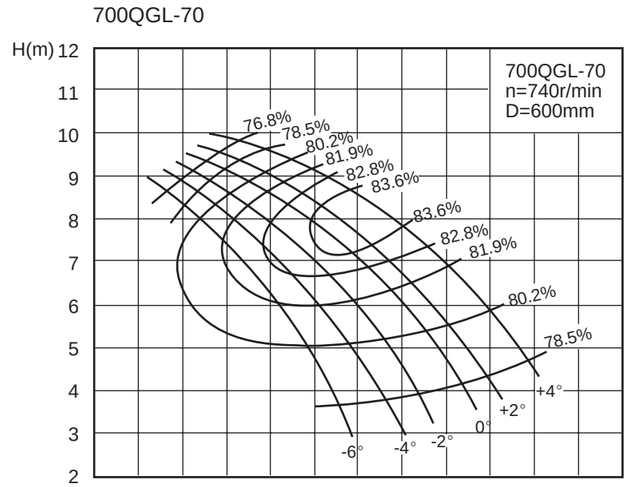

叶片安装角度 Mounting angle of the vane	流量 Q Flow rate (m³/h)	流量 Q Flow rate l/s	扬程 H Head (m)	转速 n Rotating speed (r/min)	功率 P(kW) Power 轴功率 Shaft Power	功率 P(kW) Power 电机功率 Motor Power	重量 Weight (kg)	效率η Efficiency (%)	叶轮直径 Impeller diameter (mm)
-6°	4032.0	1120.0	8.3	740	115.2	160	3060	79.0	600
	4518.0	1255.0	7.0		104.9			82.0	
	4842.0	1345.0	5.8		94.3			81.0	
-4°	4204.8	1168.0	8.4		119.8			80.2	
	4734.0	1315.0	7.1		110.1			83.0	
	5104.8	1418.0	5.9		100.0			81.9	
-2°	4392.0	1220.0	8.6		127.6			80.5	
	4896.0	1360.0	7.6		121.9			83.0	
	5400.0	1500.0	6.0		108.8			81.0	
0°	4644.0	1290.0	8.7		134.8			81.5	
	5220.0	1450.0	7.6		128.5			84.0	
	5688.0	1580.0	6.1		115.8			81.5	
+2°	4824.0	1340.0	8.8		143.4	185	3160	80.5	
	5382.0	1495.0	7.7		134.2			84.0	
	5958.0	1655.0	6.0		120.0			81.0	
+4°	5004.0	1390.0	9.2		152.9			81.9	
	5508.0	1530.0	8.5		151.6			84.0	
	6300.0	1750.0	6.2		131.2			81.0	

700QGL-100

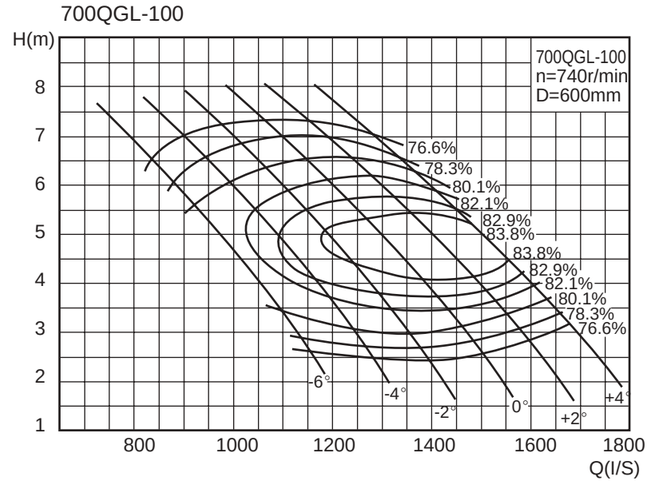

叶片安装角度 Mounting angle of the vane	流量 Q Flow rate (m³/h)	流量 Q Flow rate l/s	扬程 H Head (m)	转速 n Rotating speed (r/min)	功率 P(kW) Power 轴功率 Shaft Power	功率 P(kW) Power 电机功率 Motor Power	重量 Weight (kg)	效率η Efficiency (%)	叶轮直径 Impeller diameter (mm)
-6°	3373.4	937.0	5.4	740	62.1	75	2670	80.1	600
	3674.7	1020.8	4.2		50.7			82.1	
	3959.7	1099.9	3.3		44.8			80.1	
-4°	3581.2	994.8	6.0		73.5	90	2830	80.1	
	4115.7	1143.2	4.3		57.5			83.2	
	4494.6	1248.5	3.0		46.1			80.1	
-2°	3833.1	1064.8	6.4		82.7			80.1	
	4483.1	1245.3	4.4		63.7			83.8	
	4892.3	1359.0	3.0		50.2			80.1	
0°	4106.7	1140.7	6.5		90.1	110	3060	80.1	
	4850.6	1347.4	4.4		68.7			84.1	
	5243.9	1456.6	3.0		53.8			80.1	
+2°	4484.0	1245.5	6.6		100.0			80.1	
	5144.6	1429.1	4.6		75.8			84.6	
	5553.3	1542.6	3.3		62.9			80.1	
+4°	4901.2	1361.5	6.3		104.1	130	3350	80.1	
	5512.1	1531.1	4.6		81.5			84.3	
	5847.7	1624.4	3.6		72.4			80.1	

单向双向贯流泵 SINGLE-/DOUBLE-WAY CROSSFLOW PUMP

700QGL-130

700QGL-130

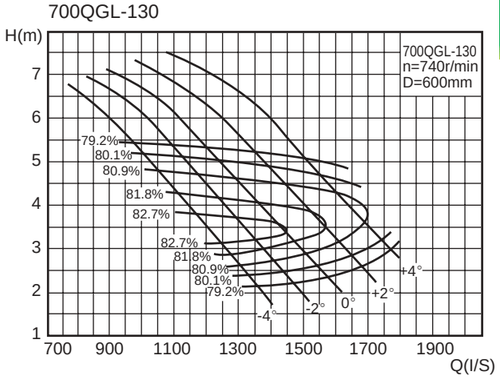

叶片安装角度 Mounting angle of the vane	流量 Q Flow rate		扬程 H Head	转速 n Rotating speed	功率 P(kW) Power		重量 Weight	效率η Efficiency	叶轮直径 Impeller diameter
	(m^3/h)	l/s	(m)	(r/min)	轴功率 Shaft Power	电机功率 Motor Power	(kg)	(%)	(mm)
-4°	3528.5	980.1	5.4	740	65.7	75	2610	79.2	600
	4558.4	1266.2	3.0		44.6			84.0	
	4885.7	1357.2	2.2		36.7			79.2	
-2°	3935.9	1093.3	5.4		73.2	90	2800	79.2	
	4900.8	1361.3	3.2		51.4			83.7	
	5307.4	1474.3	2.3		41.8			79.2	
0°	4346.1	1207.3	5.3		79.3			79.2	
	5225.8	1451.6	3.3		56.9			83.3	
	5675.2	1576.4	2.3		44.7			79.2	
+2°	4946.2	1373.9	5.0		85.0	110	2990	79.2	
	5629.9	1563.9	3.5		65.8			82.5	
	6061.4	1683.7	2.6		54.2			79.2	
+4°	5447.0	1513.1	5.0		93.6			79.2	
	6026.7	1674.1	3.6		73.2			81.7	
	6382.6	1772.9	2.9		64.0			79.2	

800QGL-70

800QGL-70

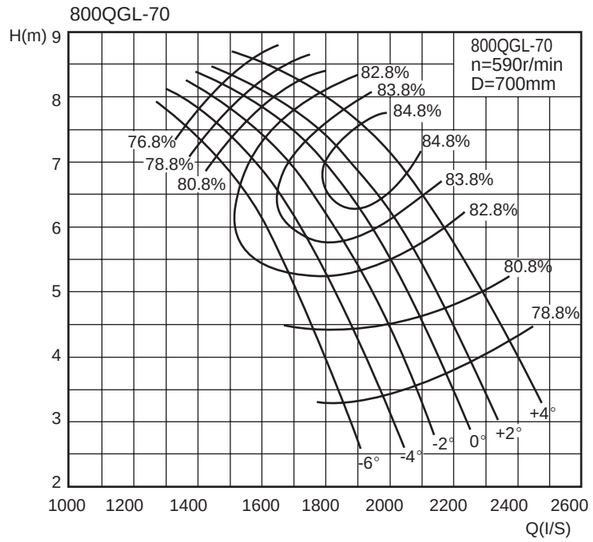

叶片安装角度 Mounting angle of the vane	流量 Q Flow rate		扬程 H Head	转速 n Rotating speed	功率 P(kW) Power		重量 Weight	效率η Efficiency	叶轮直径 Impeller diameter
	(m^3/h)	l/s	(m)	(r/min)	轴功率 Shaft Power	电机功率 Motor Power	(kg)	(%)	(mm)
-6°	6380.0	1772.2	4.4	590	94.5	160	4520	80.8	700
	5170.0	1436.1	6.2		104.9			83.1	
	5100.0	1416.7	7.3		128.5			78.8	
-4°	6810.0	1891.7	4.4		100.9			80.8	
	6000.0	1666.7	6.3		122.4			84.0	
	5065.0	1406.9	7.8		139.9			76.8	
-2°	7170.0	1991.7	4.4		106.2	185	4750	80.8	
	6365.0	1768.1	6.4		131.6			84.2	
	5390.0	1497.2	7.8		145.1			78.8	
0°	7535.0	2093.1	4.6		116.7			80.8	
	6620.0	1838.9	6.7		140.6			85.8	
	5540.0	1538.9	8.0		153.0			78.8	
+2°	7790.0	2163.9	4.7		123.3	200	4880	80.8	
	6830.0	1897.2	6.8		147.9			85.4	
	5645.0	1568.1	8.1		157.8			78.8	
+4°	8210.0	2280.6	5.0		138.2	220	5070	80.8	
	7770.0	2158.3	6.0		153.1			84.8	
	7130.0	1980.6	7.2		164.7			82.8	

700QGL-160

700QGL-160

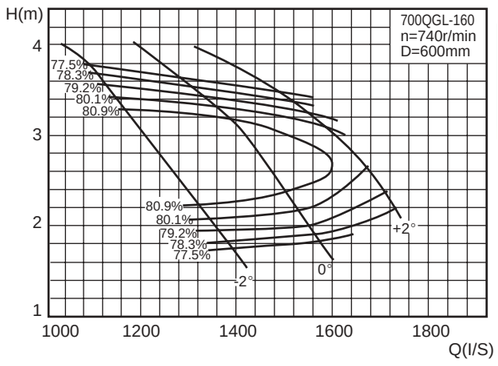

叶片安装角度 Mounting angle of the vane	流量 Q Flow rate		扬程 H Head	转速 n Rotating speed	功率 P(kW) Power		重量 Weight	效率η Efficiency	叶轮直径 Impeller diameter
	(m^3/h)	l/s	(m)	(r/min)	轴功率 Shaft Power	电机功率 Motor Power	(kg)	(%)	(mm)
-2°	3990.2	1108.4	3.6	740	49.9	55	2420	78.1	600
	4556.4	1265.7	2.6		39.2			82.0	
	4977.3	1382.8	1.8		31.1			78.1	
0°	4713.3	1309.3	3.5		57.3	75	2570	78.1	
	5291.3	1469.8	2.6		46.0			81.2	
	5625.3	1562.6	1.9		37.1			78.1	
+2°	5474.0	1520.6	3.3		62.8			78.1	
	5908.6	1641.3	2.8		56.2			79.9	
	6233.5	1731.5	2.2		47.6			78.1	

单向双向贯流泵 SINGLE-/DOUBLE-WAY CROSSFLOW PUMP

800QGL-100

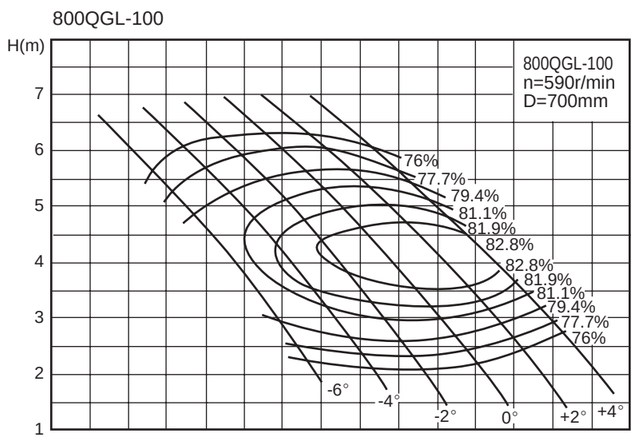

叶片安装角度 Mounting angle of the vane	流量 Q Flow rate		扬程 H Head	转速 n Rotating speed	功率 P(kW) Power		重量 Weight	效率η Efficiency	叶轮直径 Impeller diameter
	(m^3/h)	l/s	(m)	(r/min)	轴功率 Shaft Power	电机功率 Motor Power	(kg)	(%)	(mm)
-6°	4270.6	1186.3	4.7	590	68.5	75	3350	79.4	700
	4652.1	1292.3	3.6		56.0			81.4	
	5012.9	1392.5	2.9		49.5			79.4	
-4°	4533.7	1259.4	5.2		81.2	90	3450	79.4	
	5210.4	1447.3	3.7		63.5			82.5	
	5690.0	1580.6	2.6		50.9			79.4	
-2°	4852.7	1348.0	5.5		91.4	110	3630	79.4	
	5675.6	1576.5	3.8		70.3			83.1	
	6193.5	1720.4	2.6		55.4			79.4	
0°	5199.0	1444.2	5.6		99.5			79.4	
	6140.8	1705.8	3.8		75.8			83.4	
	6638.7	1844.1	2.6		59.4			79.4	
+2°	5676.6	1576.8	5.7		110.4	132	3840	79.4	
	6512.9	1809.2	4.0		83.7			83.9	
	7030.4	1952.9	2.9		69.4			79.4	
+4°	6204.9	1723.6	5.4		114.9			79.4	
	6978.2	1938.4	4.0		90.0			83.6	
	7403.0	2056.4	3.2		80.0			79.4	

800QGL-130

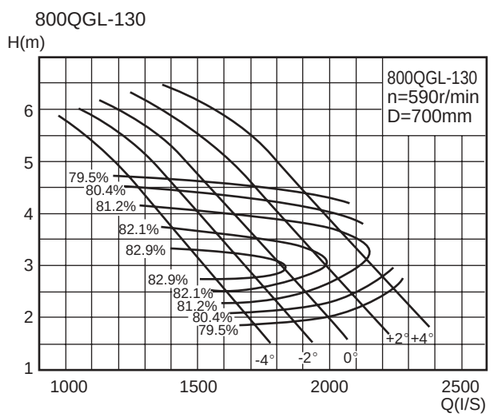

叶片安装角度 Mounting angle of the vane	流量 Q Flow rate		扬程H Head	转速n Rotating speed	功率 P(kW) Power		重量 Weight	效率η Efficiency	叶轮直径 Impeller diameter
	(m^3/h)	l/s	(m)	(r/min)	轴功率 Shaft Power	电机功率 Motor Power	(kg)	(%)	(mm)
-4°	4468.1	1241.1	4.7	590	71.6	90	3380	79.5	700
	5772.2	1603.4	2.6		48.7			84.3	
	6186.8	1718.5	1.9		40.1			79.5	
-2°	4983.9	1384.4	4.7		79.9			79.5	
	6205.9	1723.9	2.8		56.1			84.0	
	6720.7	1866.9	2.0		45.6			79.5	
0°	5503.4	1528.7	4.6		86.5	110	3550	79.5	
	6617.4	1838.2	2.9		62.1			83.6	
	7186.5	1996.2	2.0		48.7			79.5	
+2°	6263.3	1739.8	4.3		92.7			79.5	
	7129.1	1980.3	3.1		71.7			82.8	
	7675.4	2132.1	2.3		59.2			79.5	
+4°	6897.5	1916.0	4.3		102.1	132	3770	79.5	
	7631.5	2119.9	3.2		79.8			82.0	
	8082.2	2245.1	2.5		69.8			79.5	

800QGL-160

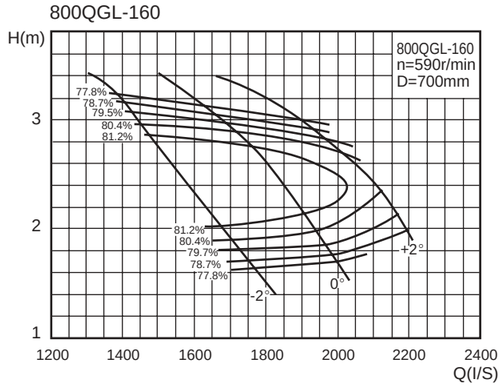

叶片安装角度 Mounting angle of the vane	流量 Q Flow rate		扬程H Head	转速n Rotating speed	功率 P(kW) Power		重量 Weight	效率η Efficiency	叶轮直径 Impeller diameter
	(m^3/h)	l/s	(m)	(r/min)	轴功率 Shaft Power	电机功率 Motor Power	(kg)	(%)	(mm)
-2°	5051.6	1403.2	3.1	590	54.4	75	3240	78.7	700
	5768.4	1602.3	2.2		42.7			82.6	
	6301.3	1750.4	1.6		33.9			78.7	
0°	5967.0	1657.5	3.0		62.4			78.7	
	6698.8	1860.8	2.2		50.1			81.8	
	7121.6	1978.2	1.6		40.5			78.7	
+2°	6930.1	1925.0	2.9		68.4			78.7	
	7480.3	2077.9	2.4		61.2			80.5	
	7891.6	2192.1	1.9		51.9			78.7	

900QGL-70

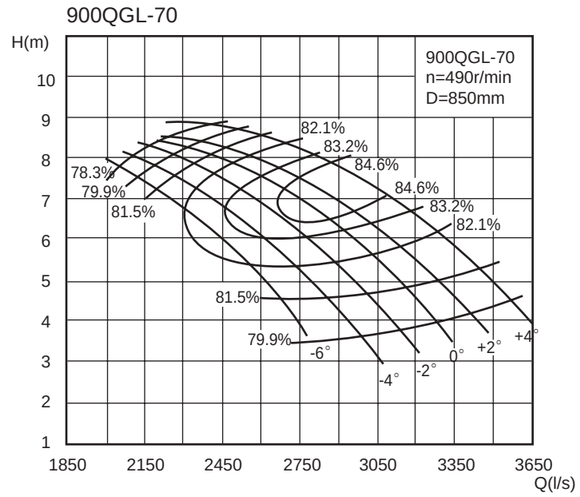

叶片安装角度 Mounting angle of the vane	流量 Q Flow rate		扬程 H Head	转速 n Rotating speed	功率 P(kW) Power		重量 Weight	效率η Efficiency	叶轮直径 Impeller diameter
	(m³/h)	l/s	(m)	(r/min)	轴功率 Shaft Power	电机功率 Motor Power	(kg)	(%)	(mm)
-6°	9996	2776.7	3.5	490	119.0	220	7930	80.0	850
	9335	2593.1	5.1		156.8			82.6	
	8301	2305.8	6.8		184.8			83.1	
	7637	2121.4	7.5		194.7			80.0	
-4°	10667	2963.1	3.6		130.6			80.0	
	9906	2751.7	5.1		166.4			82.6	
	8841	2455.8	6.7		192.0			83.9	
	7858	2182.8	7.8		208.4			80.0	
-2°	11214	3115.0	3.7		141.1	250	8480	80.0	
	10487	2913.1	5.1		176.3			82.5	
	9028	2507.8	7.2		210.7			83.9	
	8080	2244.4	8.1		222.5			80.0	
0°	11753	3264.7	3.9		155.8			80.0	
	11124	3090.0	5.1		188.0			82.1	
	10080	2800.0	6.8		220.4			84.6	
	8308	2307.8	8.3		234.5			80.0	
+2°	12154	3376.1	4.1		169.4	280	8970	80.0	
	10512	2920.0	6.7		226.4			84.6	
	9732	2703.3	7.5		234.7			84.6	
	8481	2355.8	8.4		242.2			80.0	
+4°	12790	3552.8	4.4		182.2			80.0	
	11268	3130.0	6.7		242.7			84.0	
	10273	2853.6	7.9		245.3			84.6	
	8945	2484.7	8.7		264.6			80.0	

900QGL-100

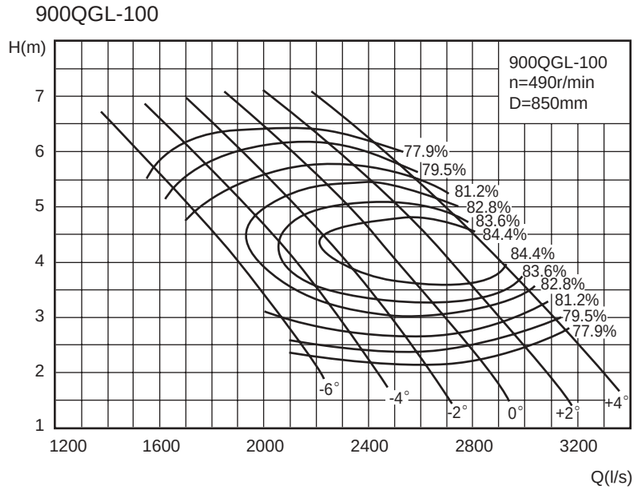

叶片安装角度 Mounting angle of the vane	流量 Q Flow rate		扬程 H Head	转速 n Rotating speed	功率 P(kW) Power		重量 Weight	效率η Efficiency	叶轮直径 Impeller diameter
	(m³/h)	l/s	(m)	(r/min)	轴功率 Shaft Power	电机功率 Motor Power	(kg)	(%)	(mm)
-6°	6350	1763.9	4.8	490	102.6	132	5900	80.2	850
	6917	1921.5	3.7		83.9			82.2	
	7454	2070.5	2.9		74.1			80.2	
-4°	6741	1872.6	5.3		121.5			80.2	
	7747	2152.1	3.8		95.0			83.3	
	8461	2350.2	2.7		76.2			80.2	
-2°	7216	2004.3	5.6		136.7	160	6530	80.2	
	8439	2344.2	3.8		105.3			83.9	
	9209	2558.2	2.7		83.0			80.2	
0°	7731	2147.4	5.7		148.9			80.2	
	9131	2536.4	3.8		113.5			84.2	
	9871	2742.0	2.7		88.9			80.2	
+2°	8441	2344.7	5.8		165.2	185	7180	80.2	
	9684	2690.1	4.0		125.3			84.7	
	10454	2903.8	2.9		103.9			80.2	
+4°	9226	2562.9	5.5		172.0			80.2	
	10376	2882.3	4.0		134.8			84.4	
	11008	3057.7	3.2		119.7			80.2	

单向双向贯流泵 SINGLE-/DOUBLE-WAY CROSSFLOW PUMP

900QGL-130

900QGL-130

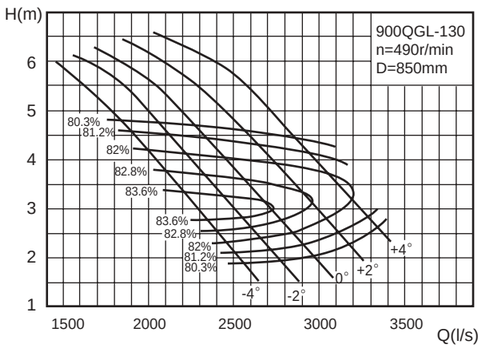

叶片安装角度 Mounting angle of the vane	流量 Q Flow rate		扬程H Head	转速n Rotating speed	功率 P(kW) Power		重量 Weight	效率η Efficiency	叶轮直径 Impeller diameter
	(m^3/h)	l/s	(m)	(r/min)	轴功率 Shaft Power	电机功率 Motor Power	(kg)	(%)	(mm)
-4°	6644	1845.5	4.8	490	107.2	132	5590	80.3	850
	8583	2384.2	2.7		72.9			85.1	
	9199	2555.4	1.9		59.9			80.3	
-2°	7411	2058.6	4.8		119.6			80.3	
	9228	2563.3	2.8		84.0			84.8	
	9993	2775.9	2.0		68.2			80.3	
0°	8183	2273.1	4.7		129.5	160	6050	80.3	
	9840	2733.2	2.9		93.0			84.4	
	10686	2968.3	2.0		72.9			80.3	
+2°	9313	2587.0	4.4		138.7			80.3	
	10601	2944.6	3.1		107.4			83.6	
	11413	3170.3	2.3		88.5			80.3	
+4°	10256	2848.9	4.4		152.7	185	6370	80.3	
	11348	3152.1	3.2		119.5			82.8	
	12018	3338.3	2.6		104.4			80.3	

900QGL-160

900QGL-160

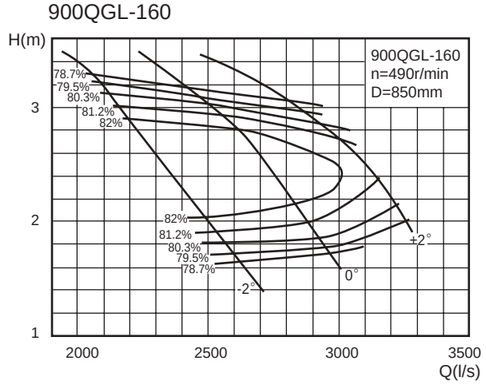

叶片安装角度 Mounting angle of the vane	流量 Q Flow rate		扬程 H Head	转速 n Rotating speed	功率 P(kW) Power		重量 Weight	效率η Efficiency	叶轮直径 Impeller diameter
	(m^3/h)	l/s	(m)	(r/min)	轴功率 Shaft Power	电机功率 Motor Power	(kg)	(%)	(mm)
-2°	7509.6	2086.0	3.2	490	81.4	90	4550	79.5	850
	8575.1	2382.0	2.3		64.0			83.4	
	9367.3	2602.0	1.6		50.8			79.5	
0°	8870.4	2464.0	3.1		93.5	110	4940	79.5	
	9958.2	2766.2	2.3		75.0			82.6	
	10586.8	2940.8	1.7		60.6			79.5	
+2°	10302.1	2861.7	2.9		102.4	132	5330	79.5	
	11120.0	3088.9	2.5		91.7			81.3	
	11731.4	3258.7	1.9		77.7			79.5	

1000QGL-70

1000QGL-70

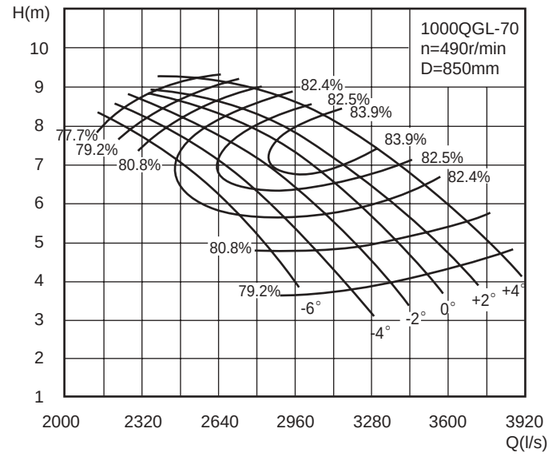

叶片安装角度 Mounting angle of the vane	流量 Q Flow rate		扬程 H Head	转速 n Rotating speed	功率 P(kW) Power		重量 Weight	效率η Efficiency	叶轮直径 Impeller diameter
	(m^3/h)	l/s	(m)	(r/min)	轴功率 Shaft Power	电机功率 Motor Power	(kg)	(%)	(mm)
-6°	10715.7	2976.6	3.7	490	133.1	250	8450	80.3	870
	10007.1	2779.8	5.3		175.4			82.9	
	8898.7	2471.9	7.1		206.7			83.4	
	8186.9	2274.1	7.9		217.9			80.3	
-4°	11435.0	3176.4	3.8		146.1			80.3	
	10619.2	2949.8	5.3		186.2			82.9	
	9477.6	2632.7	7.0		214.9			84.2	
	8423.8	2339.9	8.2		233.2			80.3	
-2°	12021.4	3339.3	3.9		157.8	280	8840	80.3	
	11242.1	3122.8	5.3		197.3			82.8	
	9678.0	2688.3	7.5		235.8			84.2	
	8661.8	2406.0	8.5		249.0			80.3	
0°	12599.2	3499.8	4.1		174.4			80.3	
	11924.9	3312.5	5.3		210.3			82.4	
	10805.8	3001.6	7.1		246.6			84.9	
	8906.2	2473.9	8.7		262.3			80.3	
+2°	13029.1	3619.2	4.3		189.6	315	9360	80.3	
	11268.9	3130.2	7.0		253.4			84.6	
	10432.7	2898.0	7.9		262.6			84.9	
	9091.6	2525.5	8.8		271.0			80.3	
+4°	13710.9	3808.6	4.6		203.9			80.3	
	12079.3	3355.4	7.0		271.6			84.3	
	11012.7	3059.1	8.3		293.1			84.9	
	9589.0	2663.6	9.1		296.0			80.3	

单向双向贯流泵 SINGLE-/DOUBLE-WAY CROSSFLOW PUMP

1000QGL-100

1000QGL-100

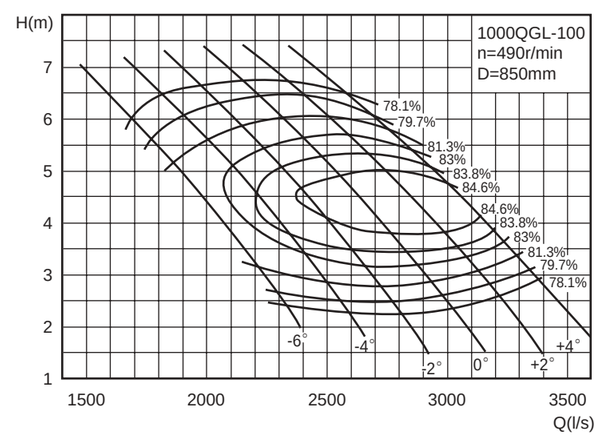

叶片安装角度 Mounting angle of the vane	流量 Q Flow rate		扬程 H Head	转速 n Rotating speed	功率 P(kW) Power		重量 Weight	效率η Efficiency	叶轮直径 Impeller diameter
	(m^3/h)	l/s	(m)	(r/min)	轴功率 Shaft Power	电机功率 Motor Power	(kg)	(%)	(mm)
-6°	6809.5	1891.5	5.0	490	114.9	132	6240	80.5	870
	7417.8	2060.5	3.8		93.9			82.5	
	7993.1	2220.3	3.1		83.0			80.5	
-4°	7229.1	2008.1	5.6		136.0	160	6630	80.5	
	8307.9	2307.8	3.9		106.4			83.6	
	9072.8	2520.2	2.8		85.3			80.5	
-2°	7737.6	2149.3	5.9		153.1	185	7150	80.5	
	9049.7	2513.8	4.0		117.9			84.2	
	9875.6	2743.2	2.8		92.9			80.5	
0°	8289.8	2302.7	6.0		166.7			80.5	
	9791.5	2719.9	4.0		127.1			84.5	
	10585.4	2940.4	2.8		99.6			80.5	
+2°	9051.4	2514.3	6.0		185.0	200	7540	80.5	
	10384.9	2884.7	4.2		140.4			85.0	
	11209.9	3113.9	3.1		116.4			80.5	
+4°	9893.7	2748.2	5.8		192.6	220	7930	80.5	
	11126.7	3090.8	4.2		150.9			84.7	
	11804.2	3278.9	3.4		134.0			80.5	

1000QGL-130

1000QGL-130

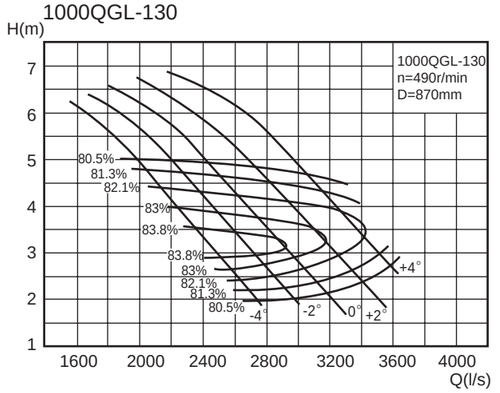

叶片安装角度 Mounting angle of the vane	流量 Q Flow rate		扬程H Head	转速n Rotating speed	功率 P(kW) Power		重量 Weight	效率η Efficiency	叶轮直径 Impeller diameter
	(m^3/h)	l/s	(m)	(r/min)	轴功率 Shaft Power	电机功率 Motor Power	(kg)	(%)	(mm)
-4°	7124.4	1979.0	5.0	490	120.2	132	6110	80.5	870
	9203.8	2556.6	2.8		81.7			85.3	
	9864.8	2740.2	2.0		67.2			80.5	
-2°	7946.9	2207.5	5.0		134.0	160	6500	80.5	
	9895.3	2748.7	3.0		94.2			85.0	
	10716.2	2976.7	2.1		76.5			80.5	
0°	8775.3	2437.6	4.9		145.2			80.5	
	10551.4	2930.9	3.1		104.2			84.6	
	11458.9	3183.0	2.1		81.8			80.5	
+2°	9986.8	2774.1	4.6		155.5	185	6890	80.5	
	11367.4	3157.6	3.3		120.4			83.8	
	12238.5	3399.6	2.4		99.2			80.5	
+4°	10998.1	3055.0	4.6		171.2	200	7280	80.5	
	12168.5	3380.1	3.4		134.0			83.0	
	12887.2	3579.8	2.7		117.0			80.5	

1000QGL-160

1000QGL-160

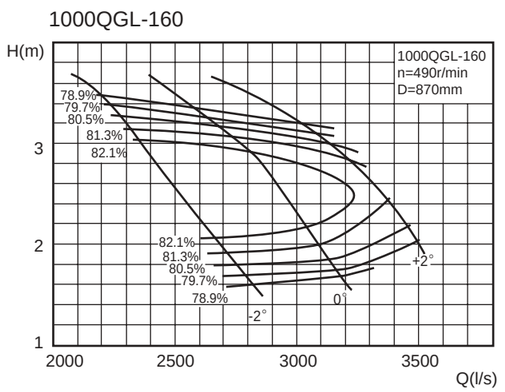

叶片安装角度 Mounting angle of the vane	流量 Q Flow rate		扬程H Head	转速n Rotating speed	功率 P(kW) Power		重量 Weight	效率η Efficiency	叶轮直径 Impeller diameter
	(m^3/h)	l/s	(m)	(r/min)	轴功率 Shaft Power	电机功率 Motor Power	(kg)	(%)	(mm)
-2°	8052.2	2236.7	3.5	490	96.3	110	5720	79.7	870
	9194.8	2554.1	2.5		75.7			83.6	
	10044.2	2790.1	1.8		60.1			79.7	
0°	9511.4	2642.1	3.4		110.6			79.7	
	10677.8	2966.1	2.5		88.8			82.8	
	11351.9	3153.3	1.8		71.7			79.7	
+2°	11046.5	3068.5	3.2		121.1	132	6110	79.7	
	11923.6	3312.1	2.7		108.5			81.5	
	12579.2	3494.2	2.1		91.9			79.7	

1200QGL-70

1200QGL-70

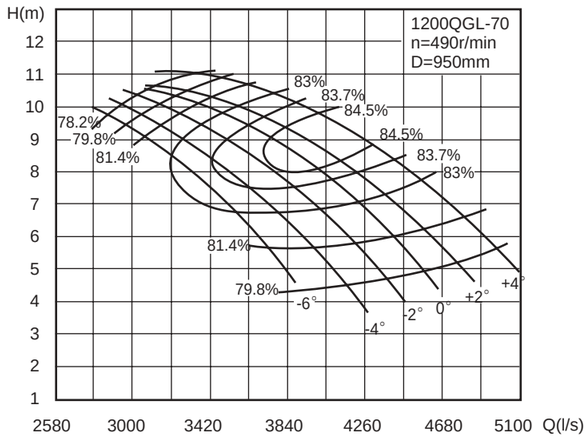

叶片安装角度 Mounting angle of the vane	流量 Q Flow rate		扬程 H Head	转速 n Rotating speed	功率 P(kW) Power		重量 Weight	效率η Efficiency	叶轮直径 Impeller diameter
	(m^3/h)	l/s	(m)	(r/min)	轴功率 Shaft Power	电机功率 Motor Power	(kg)	(%)	(mm)
-6°	13954.4	3876.2	4.4	490	205.1	400	12220	80.9	950
	13031.7	3619.9	6.4		270.4			83.5	
	11588.2	3218.9	8.5		318.7			84.0	
	10661.3	2961.5	9.4		335.8			80.9	
-4°	14891.1	4136.4	4.5		225.1			80.9	
	13828.8	3841.3	6.4		286.9			83.5	
	12342.0	3428.3	8.4		331.3			84.8	
	10969.8	3047.2	9.7		359.3			80.9	
-2°	15654.7	4348.5	4.6		243.2			80.9	
	14639.9	4066.6	6.4		304.1			83.4	
	12603.1	3500.9	9.0		363.5			84.8	
	11279.7	3133.2	10.1		383.7			80.9	
0°	16407.2	4557.6	4.9		268.7	450	12740	80.9	
	15529.1	4313.6	6.4		324.2			83.0	
	14071.7	3908.8	8.5		380.2			85.5	
	11598.0	3221.7	10.4		404.2			80.9	
+2°	16967.0	4713.1	5.1		292.1	500	13390	80.9	
	14674.8	4076.3	8.4		390.7			85.5	
	13585.9	3773.9	9.4		404.9			85.5	
	11839.5	3288.7	10.5		417.6			80.9	
+4°	17854.8	4959.7	5.5		314.4			80.9	
	15730.1	4369.5	8.4		418.8			84.9	
	14341.1	3983.6	9.9		452.0			85.5	
	12487.2	3468.7	10.9		456.2			80.9	

1200QGL-100

1200QGL-100

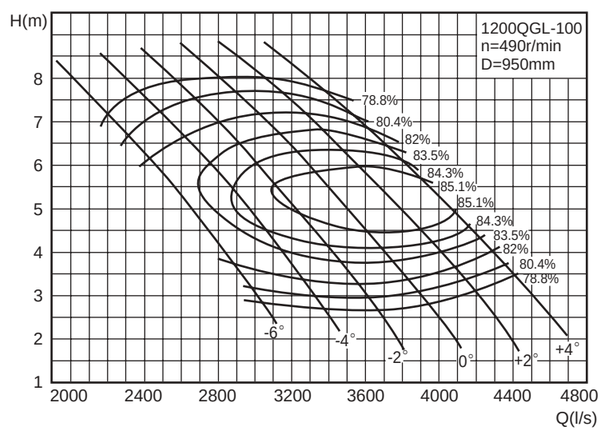

叶片安装角度 Mounting angle of the vane	流量 Q Flow rate		扬程 H Head	转速 n Rotating speed	功率 P(kW) Power		重量 Weight	效率η Efficiency	叶轮直径 Impeller diameter
	(m^3/h)	l/s	(m)	(r/min)	轴功率 Shaft Power	电机功率 Motor Power	(kg)	(%)	(mm)
-6°	8865.1	2462.5	6.0	490	178.3	200	10140	80.5	950
	9657.0	2682.5	4.6		145.8			82.5	
	10406.0	2890.5	3.7		128.8			80.5	
-4°	9411.3	2614.2	6.6		211.2	250	10660	80.5	
	10815.8	3004.4	4.7		165.2			83.6	
	11811.6	3281.0	3.3		132.5			80.5	
-2°	10073.3	2798.1	7.0		237.7	280	11050	80.5	
	11781.5	3272.7	4.8		183.0			84.2	
	12856.7	3571.3	3.3		144.2			80.5	
0°	10792.2	2997.8	7.1		258.9			80.5	
	12747.2	3540.9	4.8		197.3			84.5	
	13780.8	3828.0	3.3		154.6			80.5	
+2°	11783.7	3273.2	7.2		287.2	315	11310	80.5	
	13519.8	3755.5	5.0		218.0			85.0	
	14593.9	4053.9	3.7		180.7			80.5	
+4°	12880.3	3577.9	6.9		299.0	355	11700	80.5	
	14485.5	4023.8	5.0		234.4			84.7	
	15367.5	4268.8	4.0		208.1			80.5	

单向双向贯流泵 SINGLE-/DOUBLE-WAY CROSSFLOW PUMP

1200QGL-130

1200QGL-130

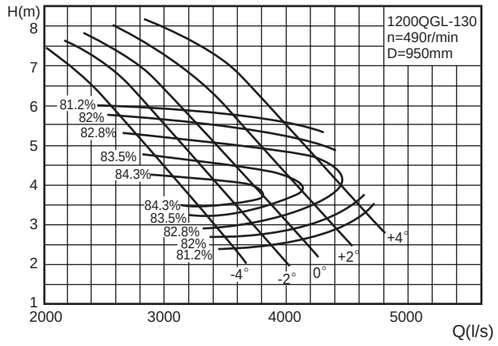

叶片安装角度 Mounting angle of the vane	流量 Q Flow rate (m³/h)	流量 Q Flow rate l/s	扬程H Head (m)	转速n Rotating speed (r/min)	功率 P(kW) Power 轴功率 Shaft Power	功率 P(kW) Power 电机功率 Motor Power	重量 Weight (kg)	效率η Efficiency (%)	叶轮直径 Impeller diameter (mm)
-4°	9275.0	2576.4	6.0	490	185.4	200	10010	81.0	950
	11982.2	3328.4	3.3		126.1			85.8	
	12842.7	3567.4	2.4		103.7			81.0	
-2°	10345.9	2873.9	6.0		206.9	220	10270	81.0	
	12882.4	3578.5	3.5		145.5			85.5	
	13951.1	3875.3	2.5		118.0			81.0	
0°	11424.2	3173.4	5.8		224.0	250	10530	81.0	
	13736.5	3815.7	3.7		160.9			85.1	
	14917.9	4143.9	2.5		126.2			81.0	
+2°	13001.5	3611.5	5.5		240.0	280	10920	81.0	
	14798.8	4110.8	3.9		185.9			84.3	
	15933.0	4425.8	2.9		153.2			81.0	
+4°	14318.1	3977.3	5.5		264.3	315	11440	81.0	
	15841.8	4400.5	4.0		206.8			83.5	
	16777.4	4660.4	3.2		180.6			81.0	

1400QGL-70

1400QGL-70

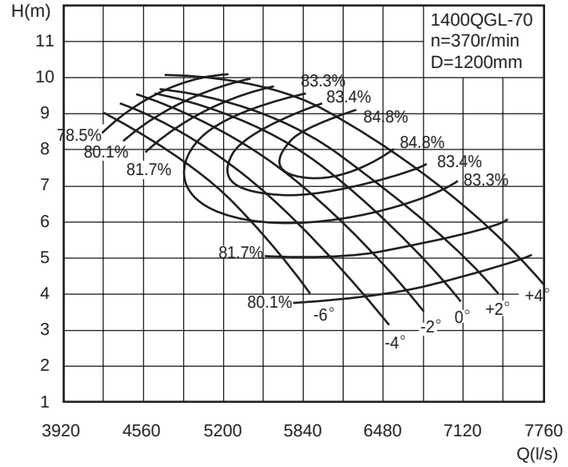

叶片安装角度 Mounting angle of the vane	流量 Q Flow rate (m³/h)	流量 Q Flow rate l/s	扬程 H Head (m)	转速 n Rotating speed (r/min)	功率 P(kW) Power 轴功率 Shaft Power	功率 P(kW) Power 电机功率 Motor Power	重量 Weight (kg)	效率η Efficiency (%)	叶轮直径 Impeller diameter (mm)
-6°	21241.5	5900.4	4.0	370	282.9	500	15340	81.2	1200
	19836.9	5510.2	5.8		373.0			83.8	
	17639.6	4899.9	7.7		439.7			84.3	
	16228.6	4508.0	8.5		463.2			81.2	
-4°	22667.4	6296.5	4.1		310.5	560	16120	81.2	
	21050.3	5847.3	5.8		395.9			83.8	
	18787.1	5218.6	7.6		457.0			85.1	
	16698.3	4638.4	8.9		495.6			81.2	
-2°	23829.8	6619.4	4.2		335.5			81.2	
	22284.9	6190.2	5.8		419.6			83.7	
	19184.5	5329.0	8.2		501.5			85.1	
	17170.0	4769.4	9.2		529.2			81.2	
0°	24975.1	6937.5	4.4		370.6	630	17030	81.2	
	23638.5	6566.3	5.8		447.2			83.3	
	21420.0	5950.0	7.7		524.6			85.8	
	17654.5	4904.0	9.4		557.6			81.2	
+2°	25827.3	7174.2	4.7		403.0	710	18070	81.2	
	22338.0	6205.0	7.6		539.0			85.8	
	20680.5	5744.6	8.5		558.6			85.8	
	18022.1	5006.1	9.5		576.1			81.2	
+4°	27178.8	7549.7	5.0		433.7			81.2	
	23944.5	6651.3	7.6		577.8			85.2	
	21830.1	6063.9	9.0		623.4			85.8	
	19008.1	5280.0	9.9		629.3			81.2	

1200QGL-160

1200QGL-160

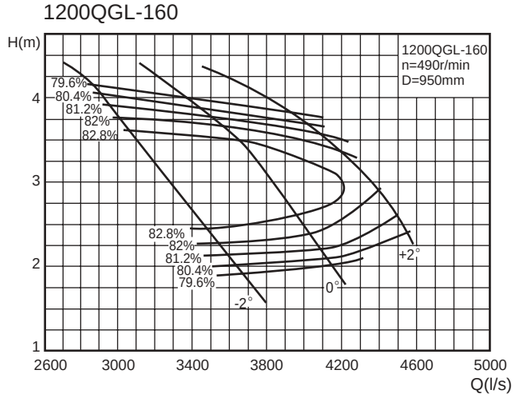

叶片安装角度 Mounting angle of the vane	流量 Q Flow rate (m³/h)	流量 Q Flow rate l/s	扬程 H Head (m)	转速 n Rotating speed (r/min)	功率 P(kW) Power 轴功率 Shaft Power	功率 P(kW) Power 电机功率 Motor Power	重量 Weight (kg)	效率η Efficiency (%)	叶轮直径 Impeller diameter (mm)
-2°	10486.2	2912.8	4.0	490	140.4	160	9360	80.4	950
	11974.2	3326.2	2.9		110.4			84.3	
	13080.3	3633.4	2.0		87.5			80.4	
0°	12386.6	3440.7	3.8		161.2	185	9750	80.4	
	13905.5	3862.6	2.9		129.4			83.5	
	14783.3	4106.5	2.1		104.4			80.4	
+2°	14385.7	3996.0	3.6		176.5	200	10010	80.4	
	15527.8	4313.3	3.1		158.1			82.2	
	16381.6	4550.5	2.4		134.0			80.4	

单向双向贯流泵 SINGLE-/DOUBLE-WAY CROSSFLOW PUMP

1400QGL-100

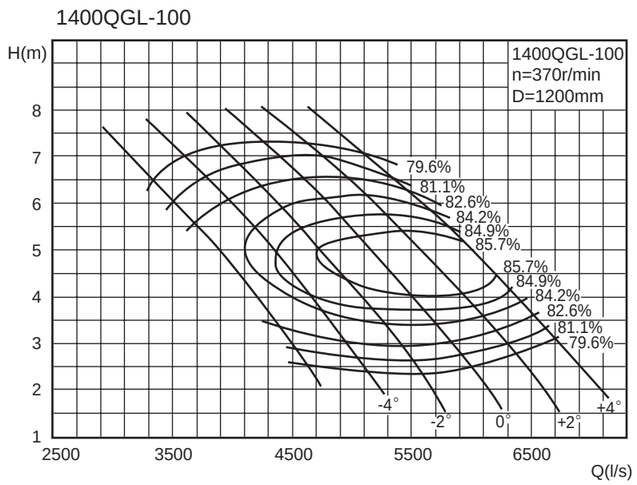

叶片安装角度 Mounting angle of the vane	流量 Q Flow rate		扬程 H Head	转速 n Rotating speed	功率 P(kW) Power		重量 Weight	效率η Efficiency	叶轮直径 Impeller diameter
	(m³/h)	l/s	(m)	(r/min)	轴功率 Shaft Power	电机功率 Motor Power	(kg)	(%)	(mm)
-6°	13492.7	3748.0	5.4	370	244.0	280	12610	81.5	1200
	14697.9	4082.8	4.2		199.6			83.5	
	15837.8	4399.4	3.3		176.2			81.5	
-4°	14323.9	3978.9	6.0		288.9	315	13130	81.5	
	16461.6	4572.7	4.3		226.1			84.6	
	17977.2	4993.7	3.0		181.3			81.5	
-2°	15331.5	4258.8	6.4		325.2	355	13520	81.5	
	17931.4	4981.0	4.4		250.5			85.2	
	19567.8	5435.5	3.0		197.3			81.5	
0°	16425.7	4562.7	6.5		354.2	400	14040	81.5	
	19401.2	5389.2	4.4		270.1			85.5	
	20974.2	5826.2	3.0		211.5			81.5	
+2°	17934.7	4981.9	6.6		392.9	450	14560	81.5	
	20577.1	5715.9	4.6		298.4			86.0	
	22211.8	6169.9	3.3		247.2			81.5	
+4°	22046.9	6124.1	4.6		320.8			85.7	
	19603.7	5445.5	6.3		409.0			81.5	
	23389.3	6497.0	3.6		284.7			82.5	

1400QGL-130

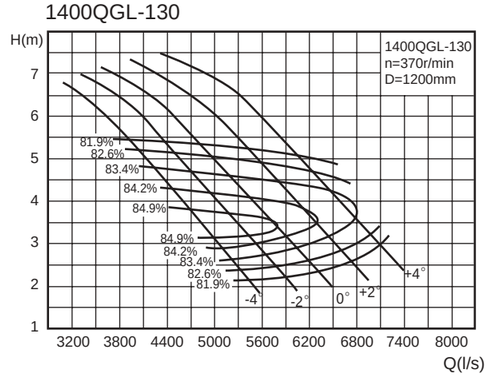

叶片安装角度 Mounting angle of the vane	流量 Q Flow rate		扬程 H Head	转速 n Rotating speed	功率 P(kW) Power		重量 Weight	效率η Efficiency	叶轮直径 Impeller diameter
	(m³/h)	l/s	(m)	(r/min)	轴功率 Shaft Power	电机功率 Motor Power	(kg)	(%)	(mm)
-4°	14116.5	3921.3	5.4	370	255.9	280	12480	81.3	1200
	18236.8	5065.8	3.0		174.1			86.1	
	19546.6	5429.6	2.2		143.1			81.3	
-2°	15746.4	4374.0	5.4		285.4	315	13130	81.3	
	19607.0	5446.4	3.2		200.8			85.8	
	21233.6	5898.2	2.3		162.9			81.3	
0°	17387.6	4829.9	5.3		309.1	355	13390	81.3	
	20906.9	5807.5	3.3		222.0			85.4	
	22705.0	6306.9	2.3		174.1			81.3	
+2°	19788.3	5496.7	5.0		331.1	400	14430	81.3	
	22523.7	6256.6	3.5		256.6			84.6	
	24249.9	6736.1	2.6		211.3			81.3	
+4°	21792.1	6053.4	5.0		364.7			81.3	
	24111.1	6697.5	3.6		285.4			83.8	
	25535.2	7093.1	2.9		249.3			81.3	

1400QGL-160

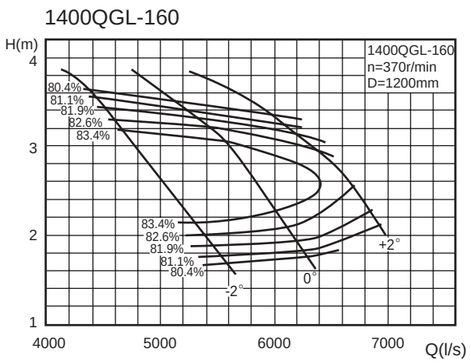

叶片安装角度 Mounting angle of the vane	流量 Q Flow rate		扬程 H Head	转速 n Rotating speed	功率 P(kW) Power		重量 Weight	效率η Efficiency	叶轮直径 Impeller diameter
	(m³/h)	l/s	(m)	(r/min)	轴功率 Shaft Power	电机功率 Motor Power	(kg)	(%)	(mm)
-2°	15960.9	4433.6	3.6	370	192.7	220	11440	81.1	1200
	18225.6	5062.7	2.6		151.6			85.0	
	19909.2	5530.3	1.8		120.2			81.1	
0°	18853.2	5237.0	3.5		221.3	250	11960	81.1	
	21165.2	5879.2	2.6		177.8			84.2	
	22501.2	6250.3	1.9		143.4			81.1	
+2°	21896.0	6082.2	3.3		242.3	280	12430	81.1	
	23634.4	6565.1	2.8		217.1			82.9	
	24934.0	6926.1	2.2		184.0			81.1	

1600QGL-70

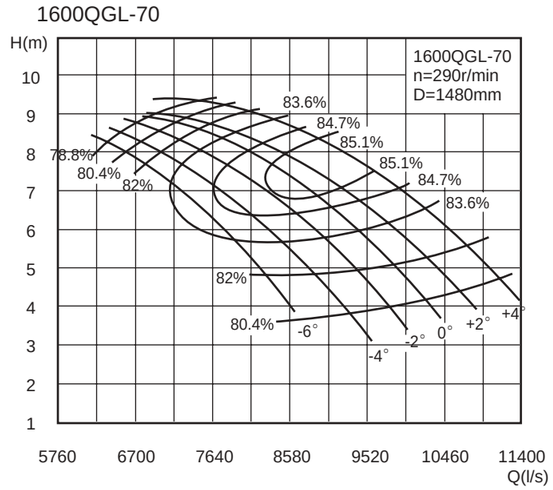

叶片安装角度 Mounting angle of the vane	流量 Q Flow rate		扬程 H Head	转速 n Rotating speed	功率 P(kW) Power		重量 Weight	效率η Efficiency	叶轮直径 Impeller diameter
	(m^3/h)	l/s	(m)	(r/min)	轴功率 Shaft Power	电机功率 Motor Power	(kg)	(%)	(mm)
-6°	31227.5	8674.3	3.7	290	387.4	710	18500	81.5	1480
	29162.5	8100.7	5.4		510.8			84.1	
	25932.3	7203.4	7.2		602.1			84.6	
	23858.0	6627.2	8.0		634.2			81.5	
-4°	33323.7	9256.6	3.8		425.2			81.5	
	30946.3	8596.2	5.4		542.1			84.1	
	27619.3	7672.0	7.1		625.9			85.4	
	24548.4	6819.0	8.3		678.7			81.5	
-2°	35032.5	9731.3	3.9		459.4	800	19000	81.5	
	32761.4	9100.4	5.4		574.6			84.0	
	28203.5	7834.3	7.3		686.9			85.4	
	25241.9	7011.6	8.6		724.7			81.5	
0°	36716.4	10199.0	4.1		507.5			81.5	
	34751.4	9653.2	5.4		612.4			83.6	
	31489.9	8747.2	7.2		718.4			86.1	
	25954.2	7209.5	8.8		763.5			81.5	
+2°	37969.1	10547.0	4.4		551.8	900	19990	81.5	
	32839.5	9122.1	7.1		738.2			86.1	
	30402.8	9445.2	8.0		765.0			86.1	
	26494.6	7359.6	8.9		788.8			81.5	
+4°	39956.0	11098.9	4.7		594.0			81.5	
	35201.2	9778.1	7.1		791.6			85.5	
	32092.9	8914.7	8.4		852.3			86.1	
	27944.2	7762.3	9.2		861.7			81.5	

1600QGL-100

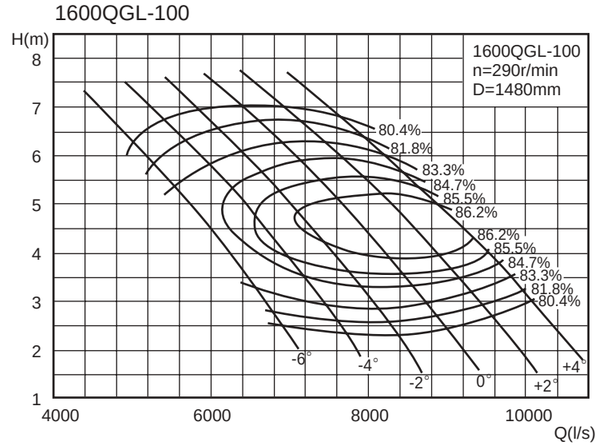

叶片安装角度 Mounting angle of the vane	流量 Q Flow rate		扬程 H Head	转速 n Rotating speed	功率 P(kW) Power		重量 Weight	效率η Efficiency	叶轮直径 Impeller diameter
	(m^3/h)	l/s	(m)	(r/min)	轴功率 Shaft Power	电机功率 Motor Power	(kg)	(%)	(mm)
-6°	19837.1	5510.3	5.1	290	332.9	400	15730	82.0	1480
	21609.0	6002.5	3.9		272.3			84.0	
	23284.9	6468.0	3.1		240.5			82.0	
-4°	21059.2	5849.8	5.6		394.2	450	16250	82.0	
	24202.1	6722.8	4.0		308.6			85.1	
	26430.2	7341.7	2.8		247.4			82.0	
-2°	22540.6	6261.3	5.9		443.8	500	16640	82.0	
	26363.0	7323.1	4.1		341.9			85.7	
	28768.8	7991.3	2.8		269.3			82.0	
0°	24149.3	6708.1	6.0		483.2	560	17110	82.0	
	28523.9	7923.3	4.1		368.7			86.0	
	30836.5	8565.7	2.8		288.6			82.0	
+2°	26367.8	7324.4	6.1		536.1	630	17500	82.0	
	30252.6	8403.5	4.3		407.3			86.5	
	32656.0	9071.1	3.1		337.3			82.0	
+4°	28821.6	8006.0	5.8		558.1			82.0	
	32413.5	9003.8	4.3		437.9			86.2	
	34387.1	9552.0	3.4		388.4			82.0	

单向双向贯流泵 SINGLE-/DOUBLE-WAY CROSSFLOW PUMP

1600QGL-130

1600QGL-130

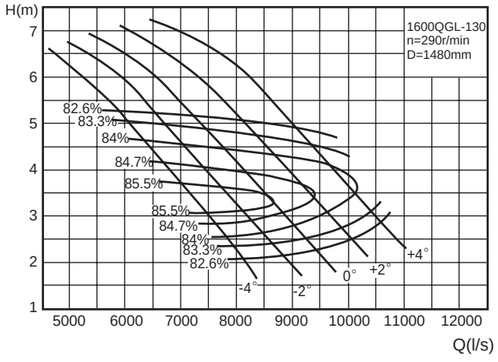

叶片安装角度 Mounting angle of the vane	流量 Q Flow rate (m³/h)	流量 Q Flow rate l/s	扬程H Head (m)	转速n Rotating speed (r/min)	功率 P(kW) Power 轴功率 Shaft Power	功率 P(kW) Power 电机功率 Motor Power	重量 Weight (kg)	效率η Efficiency (%)	叶轮直径 Impeller diameter (mm)
-4°	20754.2	5765.1	5.1	290	352.6	400	15340	81.0	1480
	26812.0	7447.8	2.8		239.8			85.8	
	28737.6	7982.7	2.0		197.2			81.0	
-2°	23150.4	6430.7	5.1		393.3	450	15860	81.0	
	28826.4	8007.3	3.0		276.6			85.5	
	31217.8	8671.6	2.1		224.4			81.0	
0°	25563.4	7101.0	5.0		426.0	500	16250	81.0	
	30737.6	8538.2	3.1		305.9			85.1	
	33381.1	9272.5	2.1		239.9			81.0	
+2°	29092.9	8081.4	4.7		456.3	560	16770	81.0	
	33114.6	9198.5	3.3		353.5			84.3	
	35652.4	9903.5	2.4		291.2			81.0	
+4°	32038.9	8899.7	4.7		502.5	630	17420	81.0	
	35448.4	9846.8	3.4		393.2			83.5	
	37542.0	10428.3	2.7		343.5			81.0	

1600QGL-160

1600QGL-160

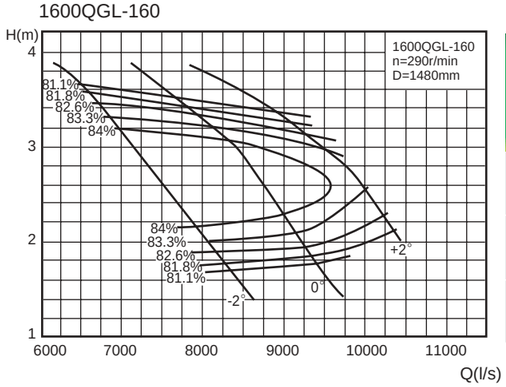

叶片安装角度 Mounting angle of the vane	流量 Q Flow rate (m³/h)	流量 Q Flow rate l/s	扬程H Head (m)	转速n Rotating speed (r/min)	功率 P(kW) Power 轴功率 Shaft Power	功率 P(kW) Power 电机功率 Motor Power	重量 Weight (kg)	效率η Efficiency (%)	叶轮直径 Impeller diameter (mm)
-2°	23462.4	6517.3	3.3	290	262.5	315	14430	81.4	1480
	26791.6	7442.1	2.4		206.6			85.3	
	29266.5	8129.6	1.7		163.7			81.4	
0°	27714.2	7698.4	3.3		301.4	355	14950	81.4	
	31112.8	8642.5	2.4		242.2			84.5	
	33076.8	9188.0	1.8		195.3			81.4	
+2°	32187.1	8940.9	3.1		330.1	400	15470	81.4	
	34742.6	9650.7	2.6		295.8			83.2	
	36653.0	10181.4	2.0		250.6			81.4	

700QGLS-130Z

700QGLS-130Z（正向）

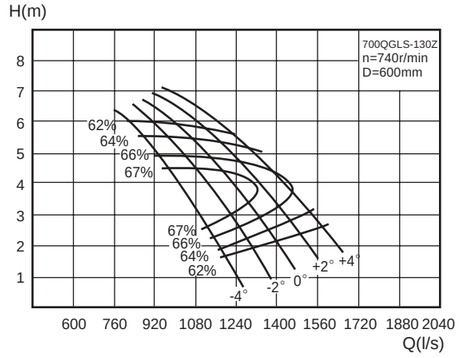

叶片安装角度 Mounting angle of the vane	流量 Q Flow rate (m³/h)	流量 Q Flow rate l/s	扬程 H Head (m)	转速 n Rotating speed (r/min)	功率 P(kW) Power 轴功率 Shaft Power	功率 P(kW) Power 电机功率 Motor Power	重量 Weight (kg)	效率η Efficiency (%)	叶轮直径 Impeller diameter (mm)
-4°	3213.8	892.7	5.4	740	72.7	90	2800	65.0	600
	3897.6	1082.7	3.2		50.2			68.1	
	4178.3	1160.6	2.2		38.1			65.2	
-2°	3483.9	967.8	5.5		81.7			63.9	
	4243.2	1178.7	3.4		58.7			67.5	
	4557.4	1265.8	2.4		45.5			65.1	
0°	3812.4	1059.0	5.6		91.6	110	2990	63.6	
	4551.6	1264.3	3.6		67.0			67.3	
	4869.1	1352.5	2.6		52.9			65.1	
+2°	4026.6	1118.5	5.8		102.4	132	3180	62.3	
	4814.8	1337.4	4.0		77.5			66.8	
	5244.8	1456.9	2.7		59.7			64.6	
+4°	4089.0	1135.8	6.1		114.7			59.5	
	5182.0	1439.4	4.1		86.1			66.4	
	5547.6	1541.0	2.9		68.4			64.2	

700QGLS-130F

700QGLS-130F（反向）

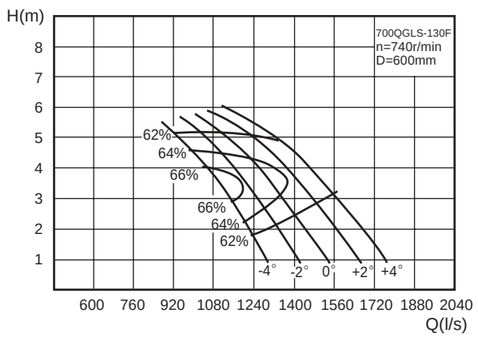

叶片安装角度 Mounting angle of the vane	流量 Q Flow rate (m³/h)	流量 Q Flow rate l/s	扬程H Head (m)	转速n Rotating speed (r/min)	功率 P(kW) Power 轴功率 Shaft Power	功率 P(kW) Power 电机功率 Motor Power	重量 Weight (kg)	效率η Efficiency (%)	叶轮直径 Impeller diameter (mm)
-4°	3074.3	854.0	5.3	740	70.4	90	2800	63.0	600
	3846.6	1068.5	3.2		51.0			66.1	
	4127.3	1146.5	2.3		40.6			63.2	
-2°	3171.0	880.8	5.6		78.3			61.9	
	4157.9	1155.0	3.4		59.3			65.5	
	4494.5	1248.5	2.4		46.3			63.1	
0°	3595.7	998.8	5.5		87.5	110	2990	61.6	
	4397.4	1221.5	3.6		66.7			65.3	
	4847.4	1346.5	2.5		51.3			64.1	
+2°	3987.8	1107.7	5.4		97.3	132	3180	60.3	
	4716.1	1310.0	4.0		78.2			64.8	
	5024.5	1395.7	2.6		56.8			62.6	
+4°	4297.1	1193.6	5.4		109.9			57.5	
	5020.8	1394.7	4.1		86.0			64.4	
	5540.2	1539.0	2.7		65.5			62.2	

单向双向贯流泵 SINGLE-/DOUBLE-WAY CROSSFLOW PUMP

800QGLS-130Z

800QGLS-130Z（正向）

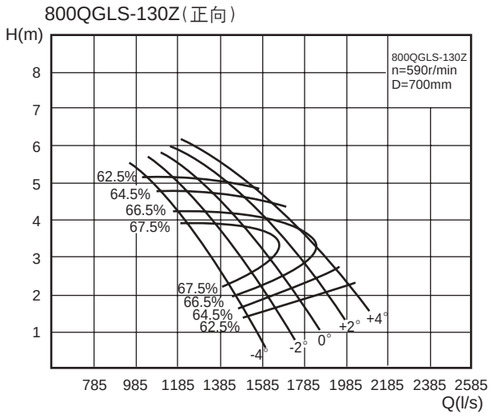

叶片安装角度 Mounting angle of the vane	流量 Q Flow rate		扬程 H Head	转速 n Rotating speed	功率 P(kW) Power		重量 Weight	效率η Efficiency	叶轮直径 Impeller diameter
	(m^3/h)	l/s	(m)	(r/min)	轴功率 Shaft Power	电机功率 Motor Power	(kg)	(%)	(mm)
-4°	4072.1	1131.1	4.7	590	79.1	90	3380	65.5	700
	4938.5	1371.8	2.8		54.6			68.6	
	5294.2	1470.6	1.9		41.4			65.7	
-2°	4414.3	1226.2	4.8		88.9			64.4	
	5376.4	1493.4	3.0		63.9			68.0	
	5774.4	1604.0	2.1		49.6			65.6	
0°	4830.5	1341.8	4.9		99.6	110	3550	64.1	
	5767.2	1602.0	3.2		72.9			67.8	
	6169.4	1713.7	2.3		57.6			65.6	
+2°	5101.9	1417.2	5.0		111.4	132	3770	62.8	
	6100.6	1694.6	3.4		84.3			67.3	
	6645.5	1846.0	2.3		65.0			65.1	
+4°	5181.0	1439.2	5.3		124.7			60.0	
	6565.9	1823.9	3.5		93.7			66.9	
	7029.1	1952.5	2.5		74.5			64.7	

900QGLS-130Z

900QGLS-130Z（正向）

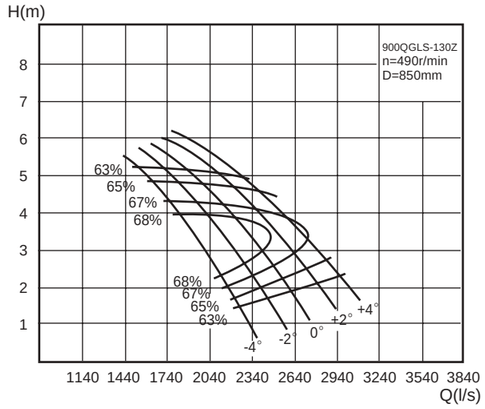

叶片安装角度 Mounting angle of the vane	流量 Q Flow rate		扬程H Head	转速n Rotating speed	功率 P(kW) Power		重量 Weight	效率η Efficiency	叶轮直径 Impeller diameter
	(m^3/h)	l/s	(m)	(r/min)	轴功率 Shaft Power	电机功率 Motor Power	(kg)	(%)	(mm)
-4°	6049.5	1680.4	4.7	490	118.0	132	5590	66.0	850
	7336.7	2038.0	2.8		81.5			69.1	
	7865.1	2184.7	1.9		61.8			66.2	
-2°	6558.0	1821.7	4.8		132.6			64.9	
	7987.2	2218.7	3.0		95.2			68.5	
	8578.6	2382.9	2.1		73.9			66.1	
0°	7176.2	1993.4	4.9		148.5	160	6050	64.6	
	8567.8	2379.9	3.2		108.7			68.3	
	9165.3	2545.9	2.3		85.8			66.1	
+2°	7579.4	2105.4	5.1		166.0	185	6370	63.3	
	9063.2	2517.5	3.5		125.7			67.8	
	9872.6	2742.4	2.4		96.9			65.6	
+4°	7696.9	2138.0	5.4		185.8	200	6610	60.5	
	9754.4	2709.5	3.5		139.7			67.4	
	10442.5	2900.7	2.5		111.0			65.2	

800QGLS-130F

800QGLS-130F（反向）

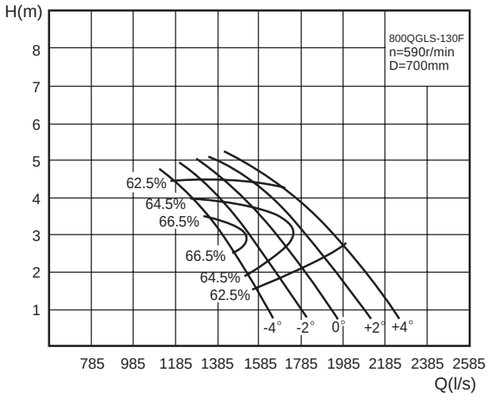

叶片安装角度 Mounting angle of the vane	流量 Q Flow rate		扬程H Head	转速n Rotating speed	功率 P(kW) Power		重量 Weight	效率η Efficiency	叶轮直径 Impeller diameter
	(m^3/h)	l/s	(m)	(r/min)	轴功率 Shaft Power	电机功率 Motor Power	(kg)	(%)	(mm)
-4°	3894.8	1081.9	4.6	590	76.6	90	3380	63.5	700
	4873.3	1353.7	2.8		55.5			66.6	
	5229.0	1452.5	2.0		44.2			63.7	
-2°	4017.3	1115.9	4.9		85.1			62.4	
	5267.7	1463.3	3.0		64.5			66.0	
	5694.2	1581.7	2.1		50.4			63.6	
0°	4555.4	1265.4	4.8		95.2	110	3550	62.1	
	5571.1	1547.5	3.2		72.5			65.8	
	6141.3	1705.9	2.2		55.9			64.6	
+2°	5052.2	1403.4	4.7		105.8	132	3770	60.8	
	5974.8	1659.7	3.4		85.1			65.3	
	6365.6	1768.2	2.3		61.7			63.1	
+4°	5444.0	1512.2	4.7		119.5			58.0	
	6361.0	1766.9	3.5		93.6			64.9	
	7019.0	1949.7	2.3		71.3			62.7	

900QGLS-130F

900QGLS-130F（反向）

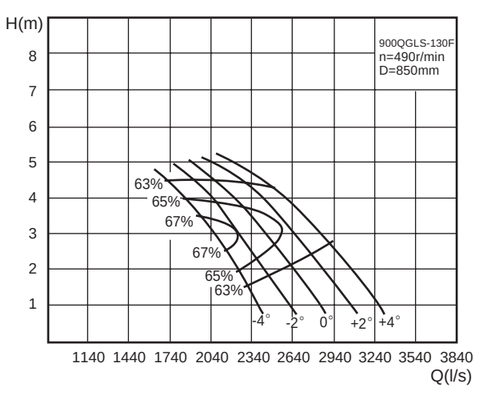

叶片安装角度 Mounting angle of the vane	流量 Q Flow rate		扬程H Head	转速n Rotating speed	功率 P(kW) Power		重量 Weight	效率η Efficiency	叶轮直径 Impeller diameter
	(m^3/h)	l/s	(m)	(r/min)	轴功率 Shaft Power	电机功率 Motor Power	(kg)	(%)	(mm)
-4°	5786.9	1607.5	4.6	490	112.9	132	5590	64.0	850
	7240.7	2011.3	2.8		81.9			67.1	
	7769.1	2158.1	2.0		65.2			64.2	
-2°	5968.9	1658.0	4.9		125.4			62.9	
	7826.7	2174.1	3.0		95.1			66.5	
	8460.3	2350.1	2.1		74.3			64.1	
0°	6768.4	1880.1	4.8		140.3	160	6050	62.6	
	8277.5	2299.3	3.2		107.0			66.3	
	9124.6	2534.6	2.2		82.3			65.1	
+2°	7506.4	2085.1	4.7		155.9	185	6370	61.3	
	8877.3	2465.9	3.4		125.5			65.8	
	9457.9	2627.2	2.3		91.0			63.6	
+4°	8088.6	2246.8	4.7		176.0	200	6610	58.5	
	9451.0	2625.3	3.5		138.0			65.4	
	10428.7	2896.9	2.3		105.0			63.2	

单向双向贯流泵 SINGLE-/DOUBLE-WAY CROSSFLOW PUMP

1000QGLS-130Z

1000QGLS-130Z（正向）

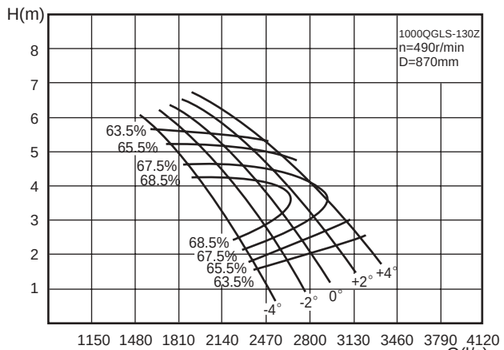

叶片安装角度 Mounting angle of the vane	流量 Q Flow rate		扬程H Head	转速n Rotating speed	功率 P(kW) Power		重量 Weight	效率η Efficiency	叶轮直径 Impeller diameter
	(m^3/h)	l/s	(m)	(r/min)	轴功率 Shaft Power	电机功率 Motor Power	(kg)	(%)	(mm)
-4°	6490.6	1803.0	5.0	490	132.5	160	6500	66.5	870
	7871.7	2186.6	3.0		91.6			69.6	
	8438.6	2344.1	2.0		69.4			66.7	
-2°	7036.1	1954.5	5.1		148.9			65.4	
	8569.6	2380.4	3.2		107.0			69.0	
	9204.1	2556.7	2.2		83.0			66.6	
0°	7699.5	2138.7	5.2		166.8	185	6890	65.1	
	9192.5	2553.5	3.4		122.1			68.8	
	9833.6	2731.6	2.4		96.4			66.6	
+2°	8132.1	2258.9	5.4		186.4	200	7280	63.8	
	9724.0	2701.1	3.6		141.3			68.3	
	10592.5	2942.4	2.5		108.8			66.1	
+4°	8258.1	2293.9	5.7		208.6	220	7680	61.0	
	10465.6	2907.1	3.7		157.0			67.9	
	11203.9	3112.2	2.7		124.7			65.7	

1000QGLS-130F

1000QGLS-130F（反向）

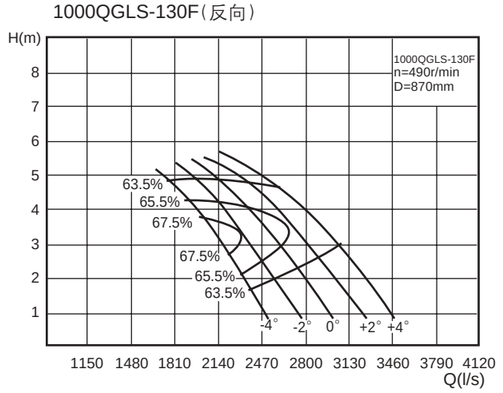

叶片安装角度 Mounting angle of the vane	流量 Q Flow rate		扬程H Head	转速n Rotating speed	功率 P(kW) Power		重量 Weight	效率η Efficiency	叶轮直径 Impeller diameter
	(m^3/h)	l/s	(m)	(r/min)	轴功率 Shaft Power	电机功率 Motor Power	(kg)	(%)	(mm)
-4°	6208.8	2158.0	4.9	490	128.2	160	6500	64.5	870
	7768.7	1724.7	3.0		93.0			67.6	
	8335.6	2315.4	2.1		74.0			64.7	
-2°	6404.1	1778.9	5.2		142.4			63.4	
	8397.4	2332.6	3.2		108.0			67.0	
	9077.2	2521.4	2.2		84.4			64.6	
0°	7261.9	2017.2	5.1		159.3	185	6890	63.1	
	8881.1	2467.0	3.4		121.5			66.8	
	9789.9	2719.4	2.3		93.5			65.6	
+2°	8053.8	2237.2	5.0		177.0	200	7280	61.8	
	9524.6	2645.7	3.6		142.5			66.3	
	10147.6	2818.8	2.4		103.3			64.1	
+4°	8678.4	2410.7	5.0		199.7	220	7680	59.0	
	10140.1	2816.7	3.7		156.7			65.9	
	11189.1	3108.1	2.5		119.3			63.7	

1200QGLS-130Z

1200QGLS-130Z（正向）

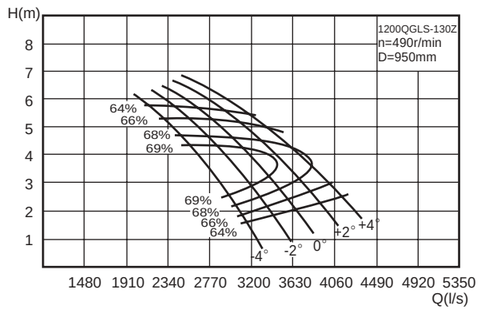

叶片安装角度 Mounting angle of the vane	流量 Q Flow rate		扬程H Head	转速n Rotating speed	功率 P(kW) Power		重量 Weight	效率η Efficiency	叶轮直径 Impeller diameter
	(m^3/h)	l/s	(m)	(r/min)	轴功率 Shaft Power	电机功率 Motor Power	(kg)	(%)	(mm)
-4°	8452.0	2347.8	6.0	490	204.3	220	10270	67.0	950
	10250.4	2847.3	3.5		141.2			70.1	
	10988.6	3052.4	2.4		106.9			67.2	
-2°	9162.3	2545.1	6.1		229.5	250	10530	65.9	
	11159.2	3099.8	3.8		165.0			69.5	
	11985.4	3329.3	2.6		127.9			67.1	
0°	10026.1	2785.0	6.2		257.0	280	10920	65.6	
	11970.4	3325.1	4.0		188.3			69.3	
	12805.2	3557.0	2.9		148.6			67.1	
+2°	10589.4	2941.5	6.4		287.2	315	11440	64.3	
	12662.5	3517.4	4.4		217.8			68.8	
	13793.4	3831.5	3.0		167.7			66.6	
+4°	10753.6	2987.1	6.8		321.3	355	11980	61.5	
	13628.2	3785.6	4.5		242.0			68.4	
	14589.6	4052.7	3.2		192.2			66.2	

1200QGLS-130F

1200QGLS-130F（反向）

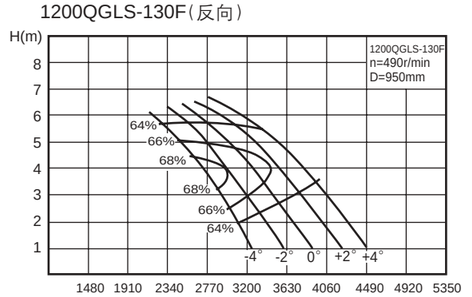

叶片安装角度 Mounting angle of the vane	流量 Q Flow rate		扬程H Head	转速n Rotating speed	功率 P(kW) Power		重量 Weight	效率η Efficiency	叶轮直径 Impeller diameter
	(m^3/h)	l/s	(m)	(r/min)	轴功率 Shaft Power	电机功率 Motor Power	(kg)	(%)	(mm)
-4°	8085.1	2245.8	5.8	490	197.6	220	10270	65.0	950
	10116.2	2810.1	3.5		143.4			68.1	
	10854.5	3015.1	2.5		114.1			65.2	
-2°	8339.4	2316.5	6.2		219.5	250	10530	63.9	
	10934.9	3037.5	3.8		166.5			67.5	
	11820.2	3283.4	2.6		130.1			65.1	
0°	9456.3	2626.8	6.1		245.4	280	10920	63.6	
	11564.8	3212.4	4.0		187.3			67.3	
	12748.3	3541.2	2.7		144.2			66.1	
+2°	10487.5	2913.2	6.0		272.6	315	11440	62.3	
	12402.8	3445.2	4.4		219.7			66.8	
	13214.0	3670.6	2.9		159.3			64.6	
+4°	11300.8	3139.1	6.0		307.6	355	11980	59.5	
	13204.3	3667.9	4.5		241.5			66.4	
	14570.3	4047.3	3.0		183.8			64.2	

单向双向贯流泵 SINGLE-/DOUBLE-WAY CROSSFLOW PUMP

1400QGLS-130Z

1400QGLS-130Z（正向）

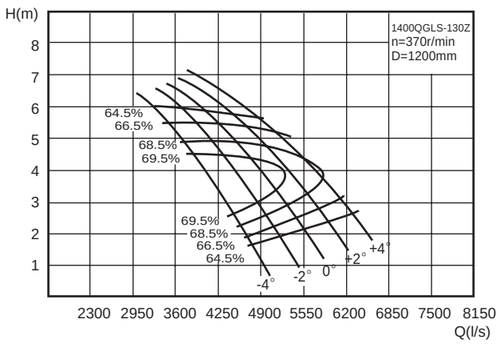

叶片安装角度 Mounting angle of the vane	流量 Q Flow rate		扬程H Head	转速n Rotating speed	功率 P(kW) Power		重量 Weight	效率η Efficiency	叶轮直径 Impeller diameter
	(m^3/h)	l/s	(m)	(r/min)	轴功率 Shaft Power	电机功率 Motor Power	(kg)	(%)	(mm)
-4°	12863.1	3573.1	5.4	370	280.3	315	13130	67.5	1200
	15600.0	4333.3	3.2		193.8			70.6	
	16723.6	4645.4	2.2		146.7			67.7	
-2°	13944.2	3873.4	5.5		314.8	355	13390	66.4	
	16983.2	4717.6	3.4		226.5			70.0	
	18240.6	5066.8	2.4		175.6			67.6	
0°	15258.8	4238.5	5.6		352.6	400	14430	66.1	
	18217.7	5060.5	3.6		258.4			69.8	
	19488.2	5413.4	2.6		203.9			67.6	
+2°	16116.1	4476.7	5.8		394.0	450	19800	64.8	
	19271.0	5353.1	4.0		298.9			69.3	
	20992.2	5831.2	2.7		230.1			67.1	
+4°	16365.9	4546.1	6.1		440.6			62.0	
	20740.7	5761.3	4.1		332.1			68.9	
	22203.9	6167.8	2.9		263.7			66.7	

1600QGLS-130Z

1600QGLS-130Z（正向）

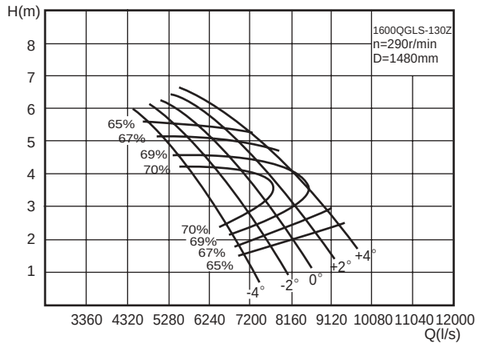

叶片安装角度 Mounting angle of the vane	流量 Q Flow rate		扬程 H Head	转速 n Rotating speed	功率 P(kW) Power		重量 Weight	效率η Efficiency	叶轮直径 Impeller diameter
	(m^3/h)	l/s	(m)	(r/min)	轴功率 Shaft Power	电机功率 Motor Power	(kg)	(%)	(mm)
-4°	18904.8	5251.3	5.0	290	381.4	400	15340	68.0	1480
	22927.2	6368.7	3.0		263.7			71.1	
	24578.4	6827.3	2.0		199.7			68.2	
-2°	20493.6	5692.7	5.1		428.4	450	15860	66.9	
	24960.0	6933.3	3.2		308.3			70.5	
	26808.0	7446.7	2.2		238.9			68.1	
0°	22425.6	6229.3	5.2		479.7	500	16250	66.6	
	26774.4	7437.3	3.4		351.7			70.3	
	28641.6	7956.0	2.4		277.4			68.1	
+2°	23685.6	6579.3	5.4		535.9	560	16770	65.3	
	28322.4	7867.3	3.7		406.8			69.8	
	30852.0	8570.0	2.5		313.1			67.6	
+4°	24052.8	6681.3	5.7		599.1	630	17420	62.5	
	30482.4	8467.3	3.8		452.0			69.4	
	32632.8	9064.7	2.7		358.7			67.2	

1400QGLS-130F

1400QGLS-130F（反向）

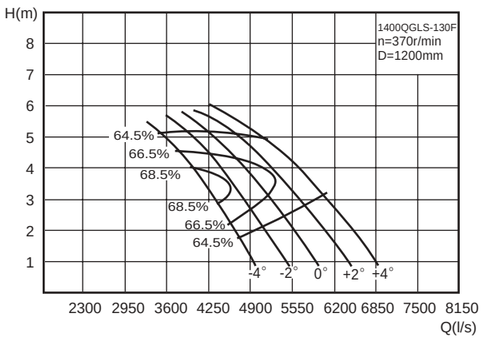

叶片安装角度 Mounting angle of the vane	流量 Q Flow rate		扬程H Head	转速n Rotating speed	功率 P(kW) Power		重量 Weight	效率η Efficiency	叶轮直径 Impeller diameter
	(m^3/h)	l/s	(m)	(r/min)	轴功率 Shaft Power	电机功率 Motor Power	(kg)	(%)	(mm)
-4°	12304.7	3418.0	5.3	370	271.0	315	13130	65.5	1200
	15395.9	4276.6	3.2		196.8			68.6	
	16519.4	4588.7	2.3		156.5			65.7	
-2°	12691.7	3525.5	5.6		301.0	355	13390	64.4	
	16641.9	4622.8	3.4		228.5			68.0	
	17989.1	4997.0	2.4		178.4			65.6	
0°	14391.6	3997.7	5.5		336.6	400	14430	64.1	
	17600.5	4889.0	3.6		257.0			67.8	
	19401.7	5389.4	2.5		197.8			66.6	
+2°	15960.9	4433.6	5.4		373.9	450	19800	62.8	
	18875.8	5243.3	4.0		301.5			67.3	
	20110.4	5586.2	2.6		218.5			65.1	
+4°	17198.8	4777.4	5.4		421.6			60.0	
	20095.7	5582.1	4.1		331.4			66.9	
	22174.5	6159.6	2.7		252.1			64.7	

1600QGLS-130F

1600QGLS-130F（反向）

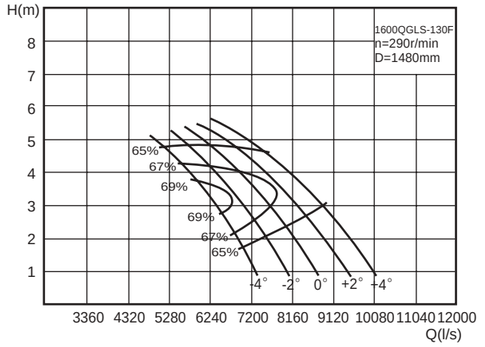

叶片安装角度 Mounting angle of the vane	流量 Q Flow rate		扬程 H Head	转速 n Rotating speed	功率 P(kW) Power		重量 Weight	效率η Efficiency	叶轮直径 Impeller diameter
	(m^3/h)	l/s	(m)	(r/min)	轴功率 Shaft Power	电机功率 Motor Power	(kg)	(%)	(mm)
-4°	18084.0	5023.3	5.0	290	368.7	400	15340	66.0	1480
	22627.2	6285.3	3.0		267.8			69.1	
	24278.4	6744.0	2.0		212.9			66.2	
-2°	18652.8	5181.3	5.1		409.5	450	15860	64.9	
	24458.4	6794.0	3.2		310.9			68.5	
	26438.4	7344.0	2.2		242.7			66.1	
0°	21151.2	5875.3	5.2		457.8	500	16250	64.6	
	25867.2	7185.3	3.4		349.7			68.3	
	28514.4	7920.7	2.4		269.1			67.1	
+2°	23457.6	6516.0	5.4		508.4	560	16770	63.3	
	27741.6	7706.0	3.7		410.2			67.8	
	29556.0	8210.0	2.5		297.2			65.6	
+4°	25276.8	7021.3	5.7		573.2	630	17420	60.5	
	29534.4	8204.0	3.8		450.9			67.4	
	32589.6	9052.7	2.7		342.9			65.2	

六、安装形式与尺寸 Installation style and size

潜水贯流泵一般采用干式安装(泵坑内无水，机组周围是干的，可以进行正常维护)。两端与管道采用伸缩节相连。其安装系统为预埋钢板、地脚螺栓、两只伸缩节。预埋钢板为一次预埋件，预埋时须将混凝土中钢筋与钢板下部插筋焊接：地脚螺栓既可以一次预埋，也可以二次预埋：两端伸缩节为二次预埋件。

安装时先将贯流泵放到预埋钢板上，再依据其位置将连接螺栓与预埋钢板焊牢。如果地脚螺栓为一次预埋件，则以地脚螺栓作为定位依据，如果地脚螺栓要二次预埋，可在潜水泵就位后进行。然后依据设计图样，用楔铁调节贯流泵的高度，使其满足高程要求，最终将泵位置固定。泵运转时的轴向水推力由地脚螺栓和预埋钢板上的连接螺栓承受。

接着将两只伸缩节与泵进出水端连接，确定伸缩节位置，再将混凝土外露钢筋与伸缩节焊接，最后进行二次灌浆。

检修时如需要将泵吊起，先关闭检修门，将泵过水流道内的积水放掉，抽干泵坑，再将进出水两端的伸缩节松开，即可将泵吊离。安装时也只要反序进行。

The submersible crossflow pump generally uses dry installation method(there is no water in the pump pit,so the unit is far from water and regular maintenance can be performed). Its both ends are connected with pipes with expansion joints.

Its mounting system includes prepared steel plate.anchor bolt and two expansion joints.The steel plate is embeded once.When embeding the plate.you must weld the rebar in the concrete with the steel plate;the anchor bolt can be embeded in either once or twice;the expansion joints at both ends are embeded in twice.

To install,first place the submersible crossflow pump onto the embedded steel plate and then weld the bolt with the embedded steel plated at its position. If the anchor bolt is embedded once.then reference the anchor bolt as the basis to locate the pump. If the anchor bolt is embedded twice,then it can be perfomed after the pump is in its place.Then as per the drawing,use a steel wedge to adjust the height of the crossfiow pump,until the head requirement is met. After that,fasten the pump.The axial force occurred when the pump runs are offset by the anchor bolt and the connecting bolt on the embedded steel plate.

Then connect the two expansion joints to the pump outlet and inlet and determine the joints ' locations.At last,weld the exposed rebarwith the expansion joint and make a second cement pouring.

If it is required to lift up the pump during repair,first close the access door,drain out the water from the pump and the pump pit,then release the expansion joint at both inlet and outlet. Finally,lift up the pump,Reverse the order when installing the pump.

贯流泵站平面布置示意图 Layout for the crossflow pump station

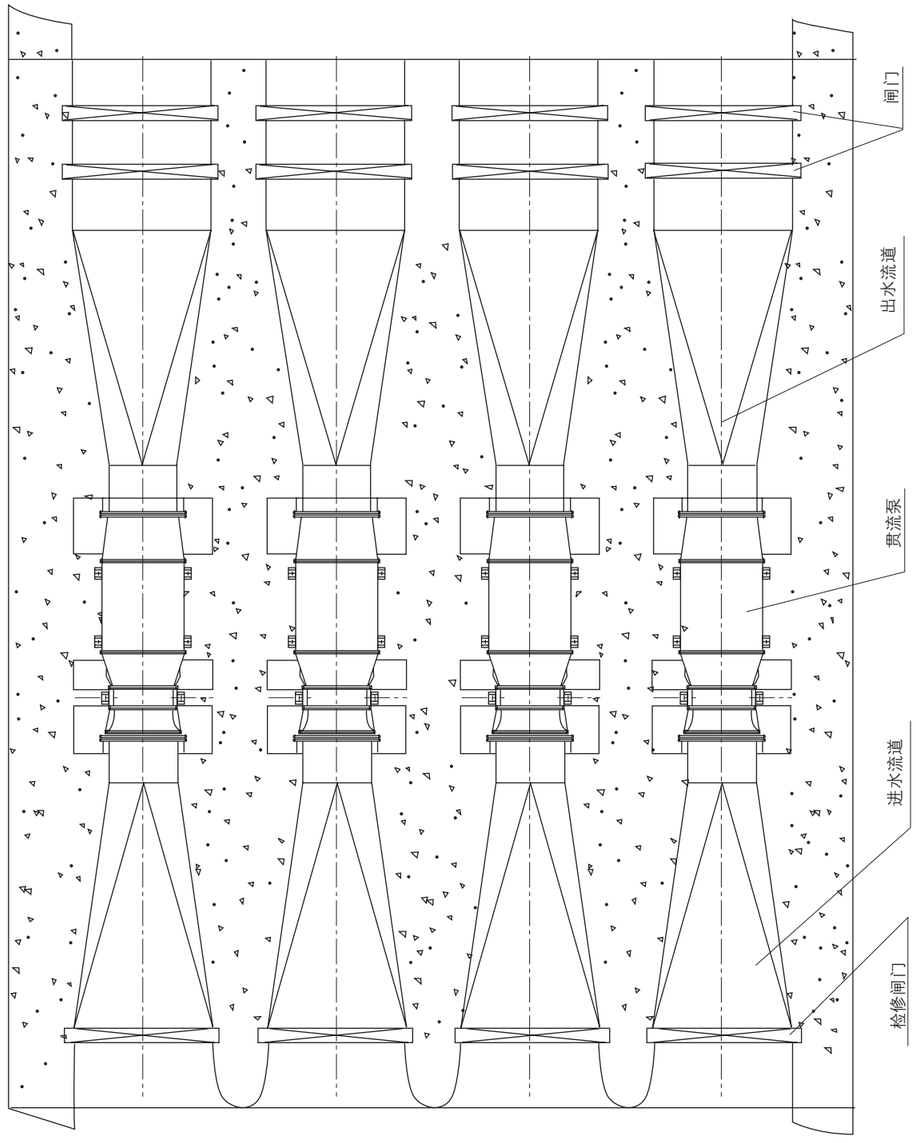

单向双向贯流泵 SINGLE-/DOUBLE-WAY CROSSFLOW PUMP

泵站安装示意图 Installation drawing for pump station

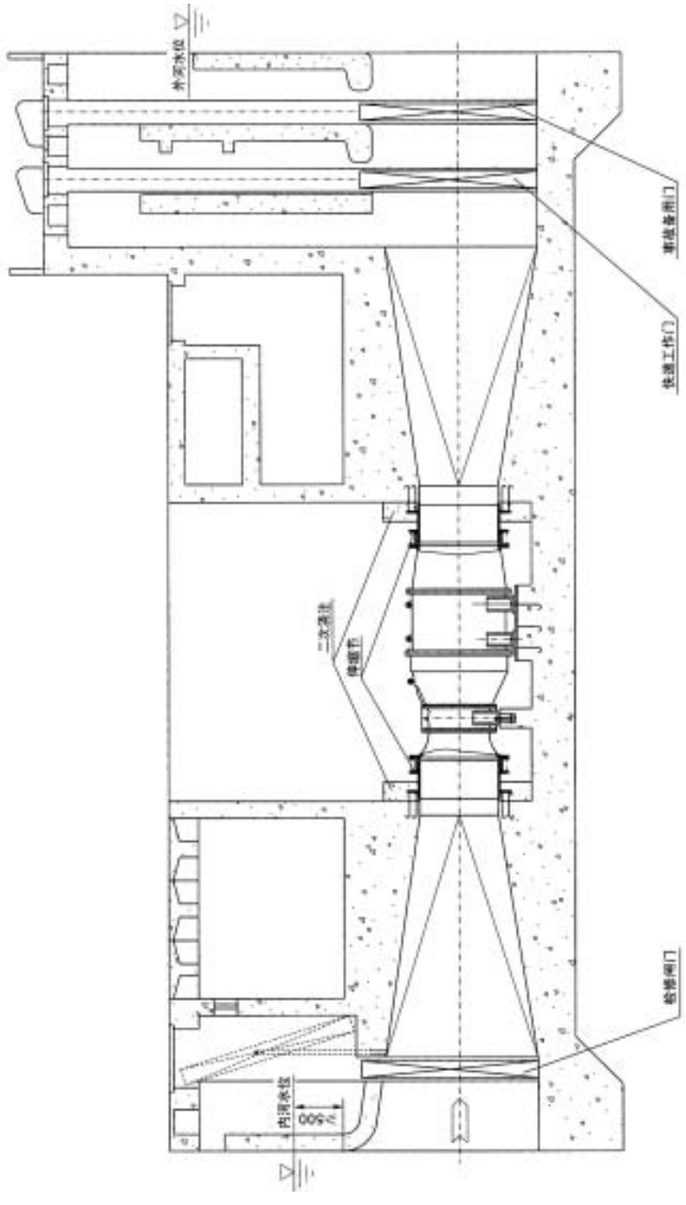

说明：

淹没深度除需满足尺寸表中要求外，还必须比流道进口上缘至少高500mm。

泵段安装尺寸由厂方提出，淹没深度由厂方提出要求，进出水流道的几何尺寸由设计单位按规范进行数模计算，初步确定后再进行装置模型试验。

Note:

The drive depth should not only meet the size table,but also be 500 mm higher than the upper edge of the flow channel.

The installation size is provided by the factory. The driving depth is proposed by the factory,The size for the channel is calculated with models according to design institutes'specification. Upon flow initial determination,the equipment model test will be implemented.

安装尺寸图 Installation drawings

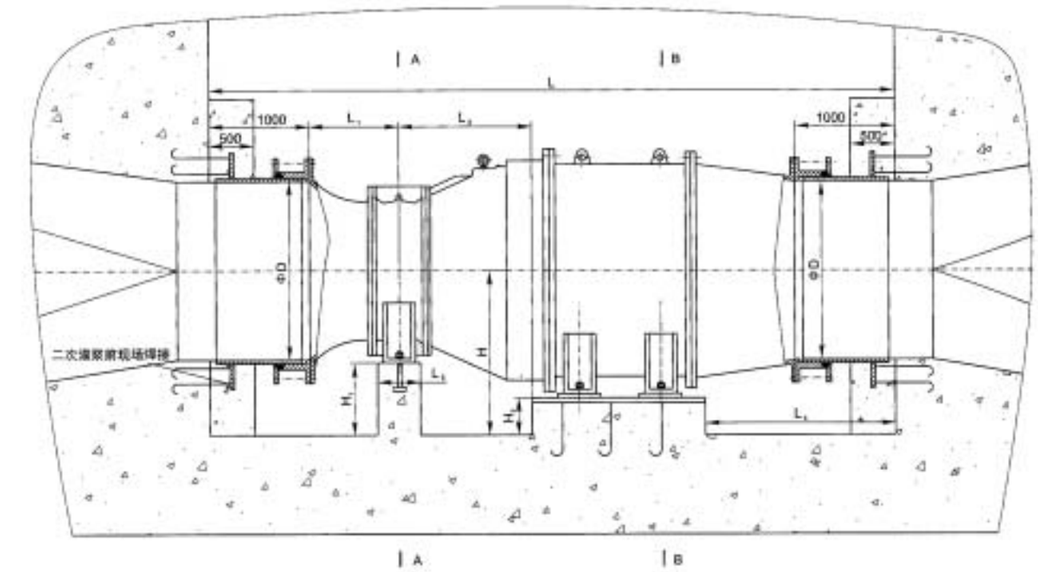

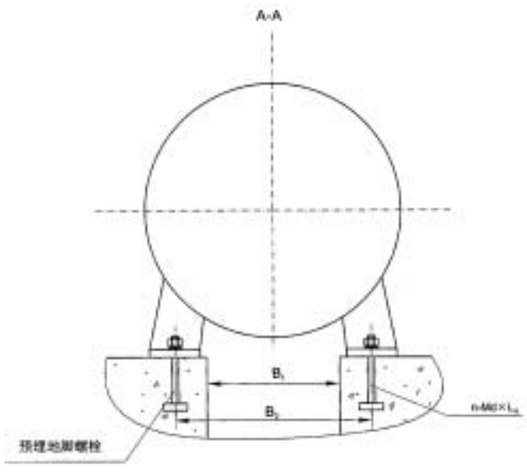

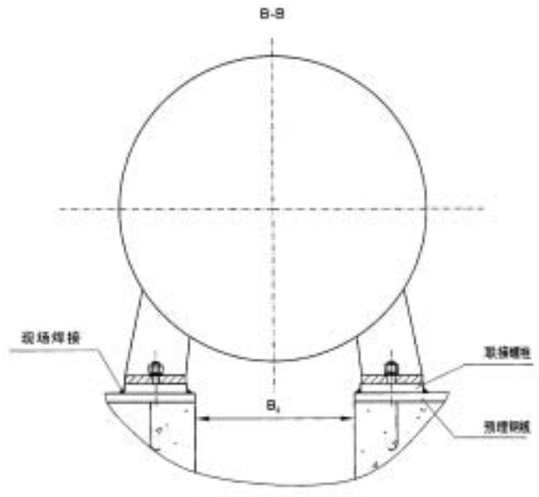

注：联接螺栓现场与预埋钢板焊接

QGL、QGLS系列潜水贯流泵安装尺寸表(一) Size table for QGL/QGLS series submersible crossflow pump

序号 Item No.	型号 Model	øD	H	H_1	H_2	L_1	L_2	L_3	L_4	L	B_1	B_2	B_3	n-MdxL$_0$	轴向水推力 Axial thrust (N)
1	700QGL-70	800	870	450	200	650	1150	200	1700	4800	450	800	450	2-M36x500	28300
2	700QGL-100														22900
3	700QGL-130														19900
4	700QGL-160														13900
5	700QGLS-130														19900
6	800QGL-70	1000	950	520	200	700	1300	200	1700	5200	550	900	550	2-M36x500	33300
7	800QGL-100														26900
8	800QGL-130														23400
9	800QGL-160														16400
10	800QGLS-130														23400
11	900QGL-70	1200	1150	600	250	800	1500	250	1800	5600	500	900	800	2-M36x500	49900
12	900QGL-100														40400
13	900QGL-130														35100
14	900QGL-160														24600
15	900QGLS-130														35100
16	1000QGL-70	1200	1180	600	250	800	1500	250	1800	5600	500	900	800	2-M36x500	54800
17	1000QGL-100														44300

QGL、QGLS系列潜水贯流泵安装尺寸表(二) Size table for QGL/QGLS series submersible crossflow pump

序号 Item No.	型号 Model	øD	H	H_1	H_2	L_1	L_2	L_3	L_4	L	B_1	B_2	B_3	n-MdxL$_0$	轴向水推力 Axial thrust (N)
18	1000QGL-130	1200	1180	600	250	800	1500	250	1800	5600	500	900	800	2-M36x500	38500
19	1000QGL-160														27000
20	1000QGLS-130														38500
21	1200QGL-70	1300	1250	680	250	870	1620	250	1900	6000	600	1000	1000	2-M36x500	77800
22	1200QGL-100														63000
23	1200QGL-130														54700
24	1200QGL-160														38400
25	1200QGLS-130														54700
26	1400QGL-70	1600	1480	780	300	1050	2050	300	2000	7000	750	1200	1250	2-M42x630	113000
27	1400QGL-100														91500
28	1400QGL-130														79400
29	1400QGL-160														55700
30	1400QGLS-130														79400
31	1600QGL-70	2000	1700	950	300	1300	2550	300	2200	8000	1050	1500	1650	2-M42x630	166200
32	1600QGL-100														134500
33	1600QGL-130														116800
34	1600QGL-160														81900
35	1600QGLS-130														116800

注：表中尺寸仅供参考，确切尺寸请与公司技术部门确认。

七、其它相关介绍 Other references

不同用户有不同的需求，为此，我们还可以采用不同的结构型式、水力结构、安装形式来满足这些工况要求。这些内容没有纳入前面章节，如有需要，可直接与本公司技术部门联系。

1、不同结构

(1)电机与叶轮之间内置行星减速机

将减速机内置在贯流泵内，使得电机、行星减速机、叶轮同轴线，就可以选取较高转速的电机，灯泡体的直径也可以减小，使贯流泵功率可以做得更大一些。对电机而言，功率因数也得到提高，成本也有下降。

这种结构的贯流泵，流量可从6m³/s到25m³/s，在流量从6m³/s到8m³/s之间时，到底采用直联式,还是采用内置减速机型式，要根据用户要求确定。

Different users have different requirements.Therefore,we can take advantage of different constructions,hydraulic forces,and installation types to meet those requirements.Those contents were not included in the foregoing chapters. If required,please contact Outechnical department directly.

Different constructions

(1)In-built planetary gear speed reducer between the motor and the impeller

The in-built speed reducer in the crossflow pump makes the motor,itself,and the impller align to a same axle. In this way you can choose a cheap motor with high rotating speed,a samller light bulb,and a higher pump power. As for the motor,the power factor is also improved and cost reduced.

For this crossflow pump,the flow rate can be 6m³/s to 25m³/s. Fora flow rate between 6m³/s to 8m³/s,it is up to the user whether to choose a direct coupling or inbuilt speed reducer.

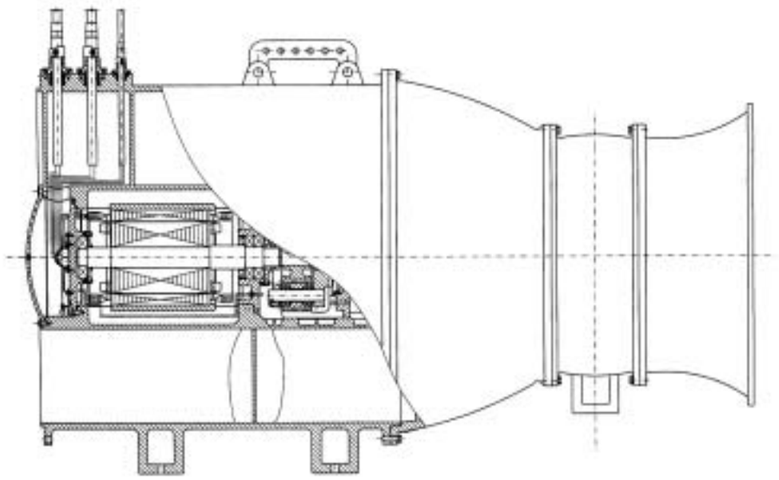

行星齿轮贯流泵结构示意图

Structural drawing for the planetary gear crossflow pump

(2)电机与叶轮采用圆锥齿轮传动

这种结构采用正交圆锥齿轮传动，电机在水上运行，可以采用普通立式电机；泵内部结构较紧凑，密封和防渗漏问题都能很好地解决，检修较方便，运行可靠。

圆锥齿轮传动的贯流泵可以采用高速电机，这样可以使电机功率因数高一些，体积小一些。与内置减速机的贯流泵类似，这种结构的贯流泵流量可从4m³/s到10m³/s。

(2)Conical gear actuator between the motor and the impeller

In this construction,a conical gear actuator are used. If the motor operates above water,an ordinary vertical motor can be used;The pump has a compact structure inside.The problem related to the seal and leakage has been duly resolved. It is easy to maintain and repair. And importantly,It works very well.

The crossflow pump with a conical gear actuator may use high-speed motor so that the power factor of the motor can be raised and its volume can be reduced. Like the crossflow pump with a in-built speed reducer,this type of radial flow pump have a flow rate of 4m³/s to 10m³/s.

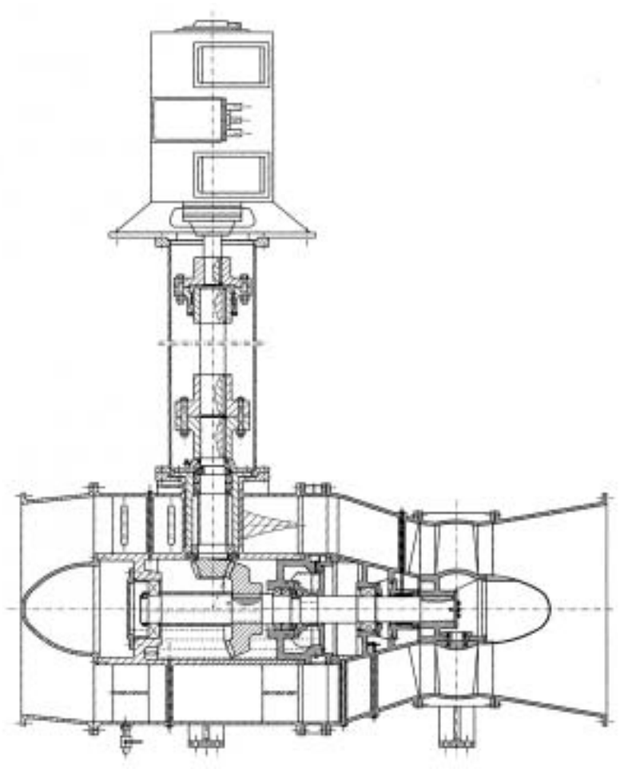

圆锥齿轮传动贯流泵结构示意图

Structural drawing for crossflow pump driven by a conical gear actuator

单向双向贯流泵 SINGLE-/DOUBLE-WAY CROSSFLOW PUMP

2、S形叶片潜水贯流泵

经常有一些排水泵站，常有补水要求：即装置要能正向抽排、反向抽补。这时有可能考虑采用“S”形叶片的贯流泵。其优点是，使用时只要改变电机转向，就可以实现正反向抽送水，而无需把电泵拆卸掉头。

由于“S”形叶片进行反向抽水时，导叶的位置没有变化，所以比正向抽水时效率会明显有所降低。而且由于叶轮设计时要兼顾反向可以抽水，所以即使在正向抽水时，也比同样转速、叶轮直径的普通贯流泵效率低、流量小。目前这种水力模型种类较少，一般只宜用于扬程在2~5m场合。

这种结构的潜水贯流泵，适用于年运行时间不长，正反向抽水变化较频繁的场合。

2.Sumbersible crossflow pump with S-shaped vane

In some drain pump stations.water supply is required,that is ,the pump can reverse its functions. So it is a good way to use a crossflow pump with "S"-shaped vanes,with this pump,just reverse the motor's rotating direction to achieve water suction at the outlet,without the need to remove and reverse the electrical pump.

Because the location of the impeller is not changed when the "S"vane operates in a reverse way,the efficiency to supply water is much lower than that in a normal way. By considering the reverse function for the impeller,the efficiecy and flow rate is lower than a normal crossflow pump with the same rotating speed and impeller diameter. Currently,this type of pump is only suitable to produce 2~5m head.

It is also used for a shorter operating life and at places requiring repeated reversal of its functions.

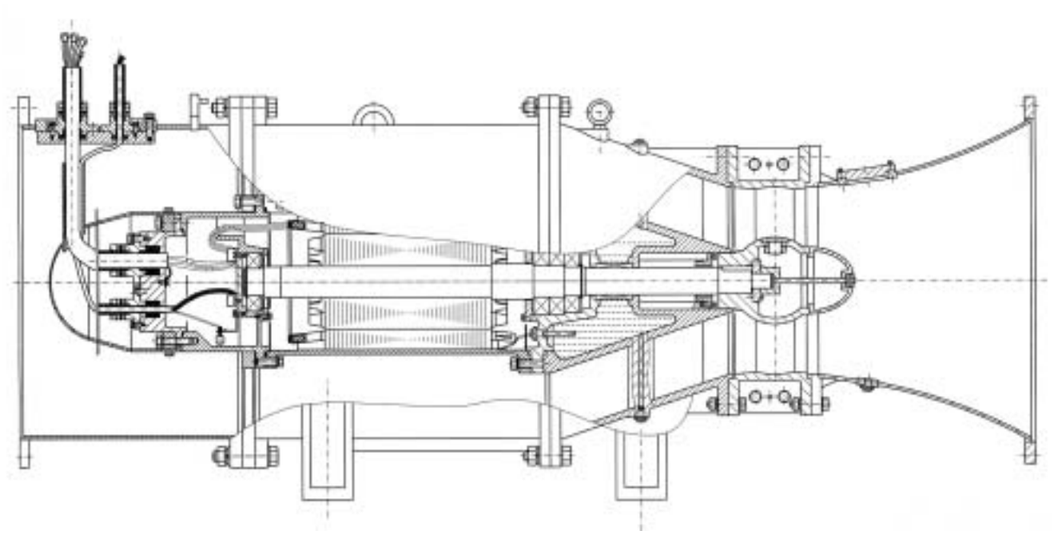

QGLS双向贯流泵结构示意图

Structural drawing for QGLS double-way crossflow pump

供货范围 Scope of supply

潜水贯流泵成套供应，分必购件与选购件，必购件包括潜水贯流泵、预埋钢板、地脚螺栓、控制柜；选购件包括两只伸缩节(此件为必需件，由用户决定是否自购)、端子箱、拦污栅、拍门、启闭机及闸门、液位开关；易损件为O形密封圈、叶轮、轴承、电缆线、机械密封(或层状剪切填料密封)。

The supply of the submersible radial flow pump includes required parts and optional parts.The required parts include a submersible radial flow pump,embedded steel plate,anchor bolt,and control cabinet;the optional parts include two expansion joints(mandatory, the user should decide whether to purchase them), terminal box, grates, slap door, start/stop machine, gate and level limit switch;the consumable parts include O-shaped gasket, vane, bearing, cable, mechanical seal(gland packing).

订货须知 Order information

1、在合同中应注明准确的产品型号、性能参数(流量、扬程、电机功率、叶片安装角度)和使用电压。

2、控制柜应注明启动方式(直接启动、自耦降压起动、可控硅软起动)、液位控制方式(浮球液位：压力变送器数显液位)、安装形式(户内型、户外型)。

3、如需配端子箱，应注明是控制型，还是接线型。

4、本公司潜水贯流泵电缆正常供货长度为10m，若用户有特殊需求，请予注明。

5、如有其他特殊要求，签订合同前请与本公司销售部门联系。

1 .In the contract,the type and functional parameters(capacity, head, motor power)and voltage used should be provided specifically.

2. For the control cabinet,the way to start it (directly,self-coupling step-down,or controlled silicon soft start),the way to control the liquid level(floating level,pressure transmitter's displayed liquid level)and the mode to install(indoor type,or outdoor type)should be indicated.

3.If a terminal box is required,please indicate the control type or the wiring type.

4.Normally,we only provide 10m long cables for the relief pump. For any special requirement,please indicate.

5.For special requirements to be met,please consult our sales department before a contract.

特别说明 Important notes

在“其它相关介绍”中介绍的内容，需另行与本公司销售部门联系。

For information provided in "other references",please contact our sale department separately.